



FY 2024/25 Expenditure Report

FY 2024/25 Budget Allocations (Per Service Area)

- Clergy Engagement- \$10,000
- Health Neighborhoods- \$12,500
- SALT- \$100,000
- Community Collaboration-\$10,000
- PRC-\$24,000

Analysis

Analyzed data from July 1, 2024, through June 30, 2025, covering categories such as food, venue, audio/visual, trainers, honorariums, consultants, misc (includes awards & trophies) and activations.

Data sourced from the eCAPS Purchase Order Accrual Report provided by the Internal Services
Department

Assess the effectiveness of outreach and engagement expenditures to inform future strategies.

Summary

FY 2023/24 served as a baseline year or reference point to measure the efficacy of future outreach efforts, identify trends and areas requiring additional focus and support.

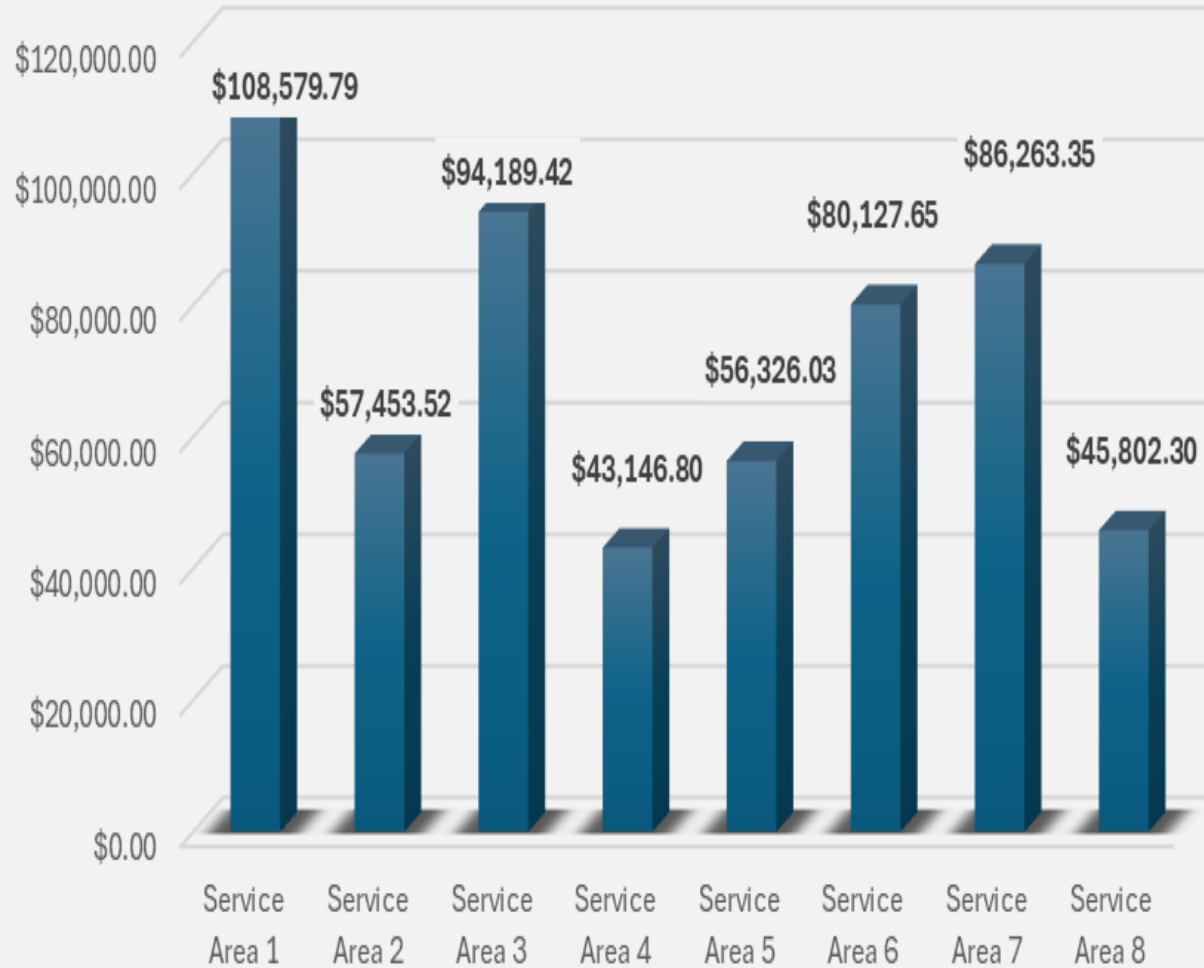
During FY 2024/25 the MHSA Program prioritized expenditure on more meaningful community focused interactions that effectively connect non-clients to DMH services, engage community in the BHSA Planning Process, and raise awareness and wellbeing while maintaining impact and reducing excessive cost.

Focus on...

1. Engaging Community Members in the Stakeholder Process
2. Intentional Outreach
3. Raise Awareness of Services

Goal= Strengthening Communities

Total Expenditures by Service Area FY 2024/25



Year to Date Expenditures by Service Areas

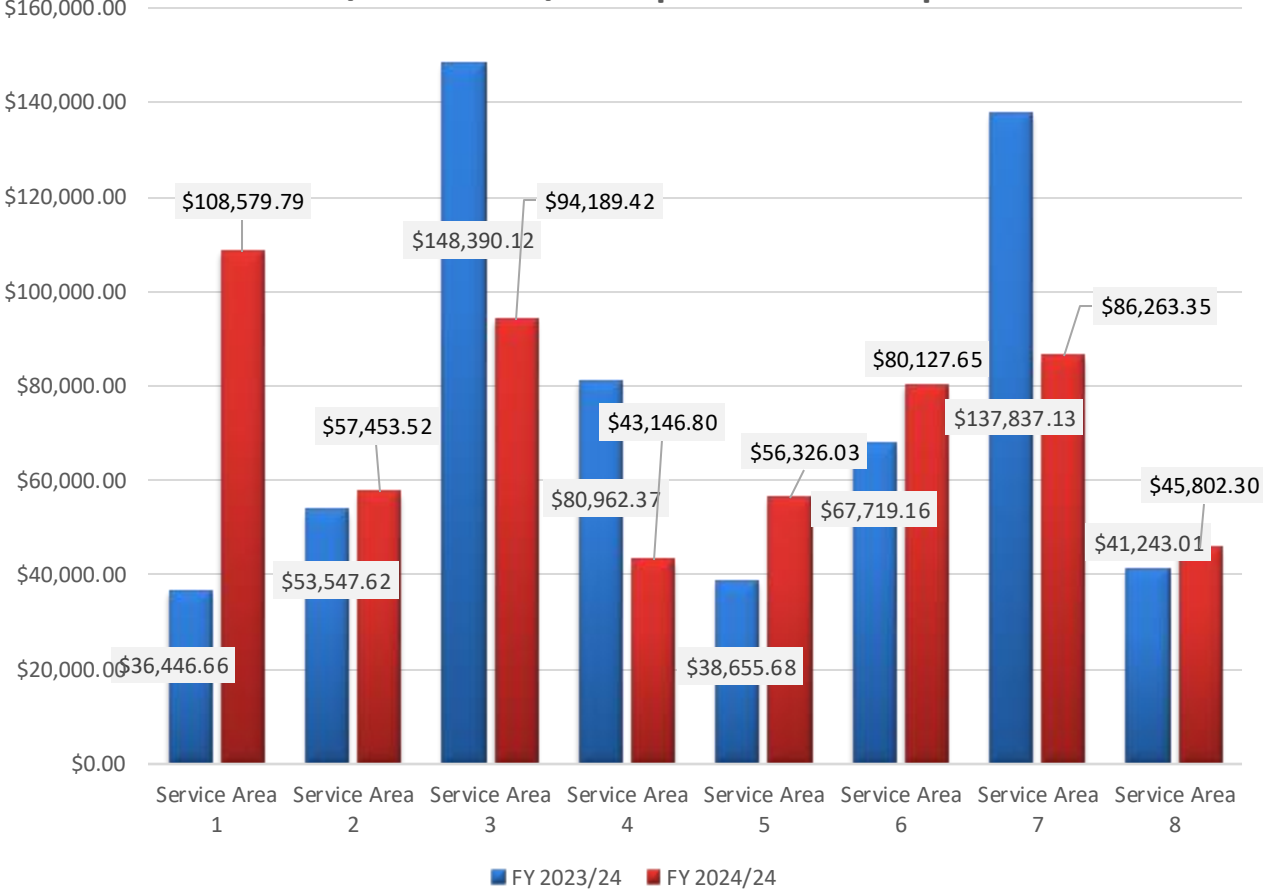
This chart reflects expenditures by Service Area and is inclusive of all budgets.

Expenditure Comparison

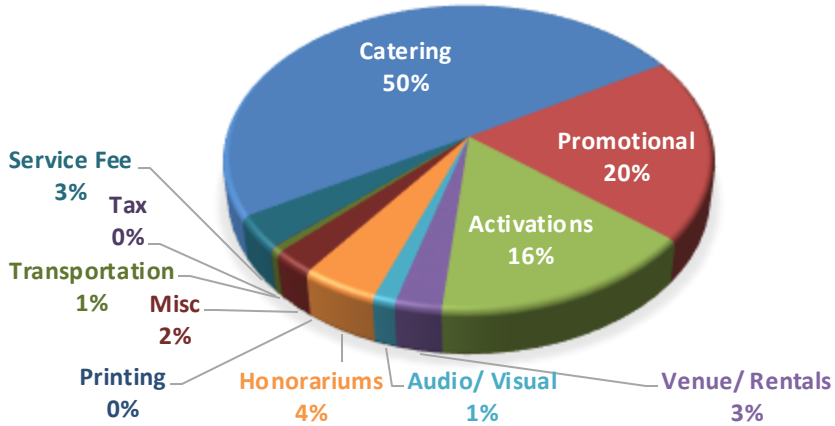
This chart compares spending in Fiscal Year (FY)2023/24 to expenditures in FY 2024/25.

FY 2024/25 reflects increased spending in Service Area 1,2 and 8, aligning with the strategic goals established last year to enhance community engagement through collaboration and meaningful events.

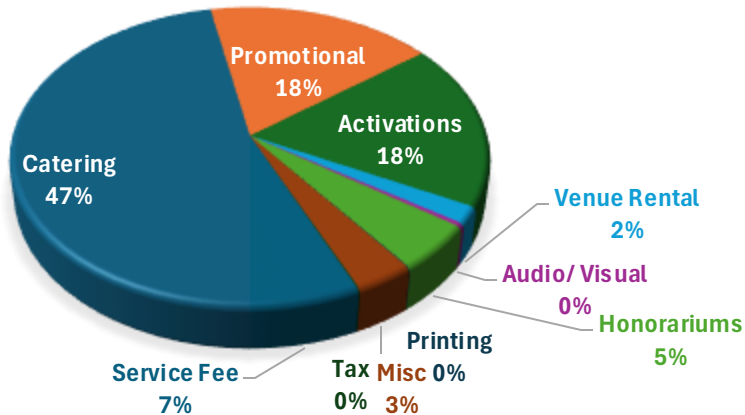
FY 2023/24 & 2024/25 Expenditure Comparison



COUNTYWIDE EXPENDITURE BREAKDOWN FY 2023/24



COUNTYWIDE EXPENDITURE BREAKDOWN FY 2024/25



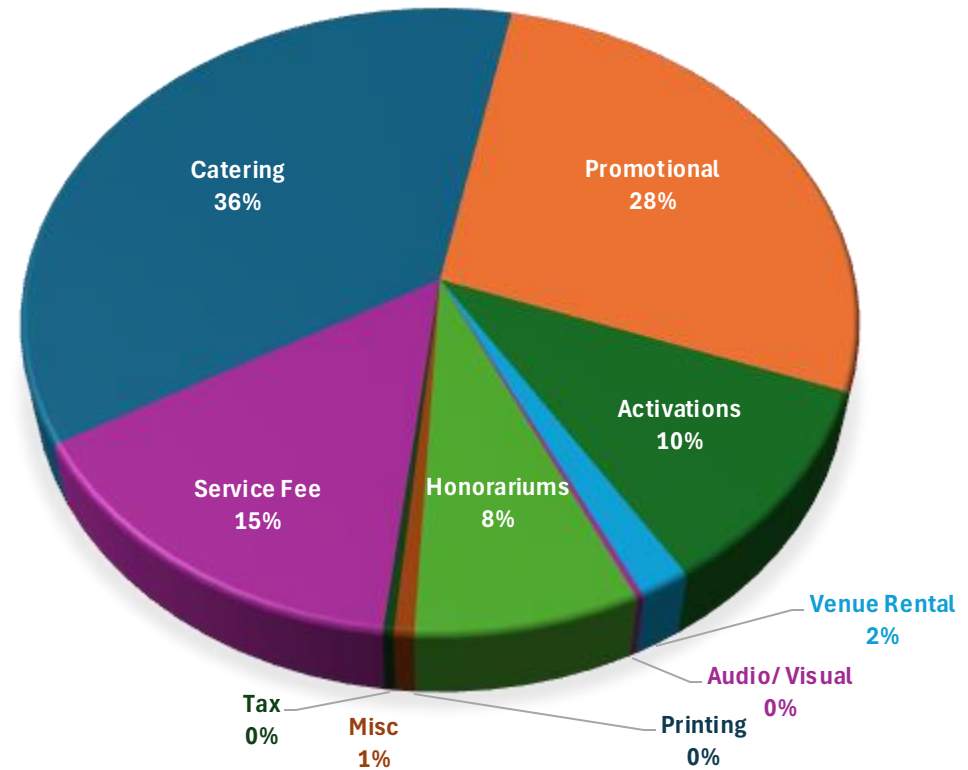
Expenditure Comparison

Spending trends this fiscal year show a rise in in the "Activations" category and a reduction in expenditures on promotional items. This shift underscores the Service Area Teams commitment to move away from standard giveaways and towards creating immersive impactful experiences, capturing the spirit of our "Party with a Purpose" approach.

Service Area 1

- Total Number of Events- **47**
- Estimated Number of Participants- **11,528**
- Expenditure Total for FY 2024/25- **\$ 108,579.79**

**SERVICE AREA 1
TOTAL EXPENDITURE BREAKDOWN**



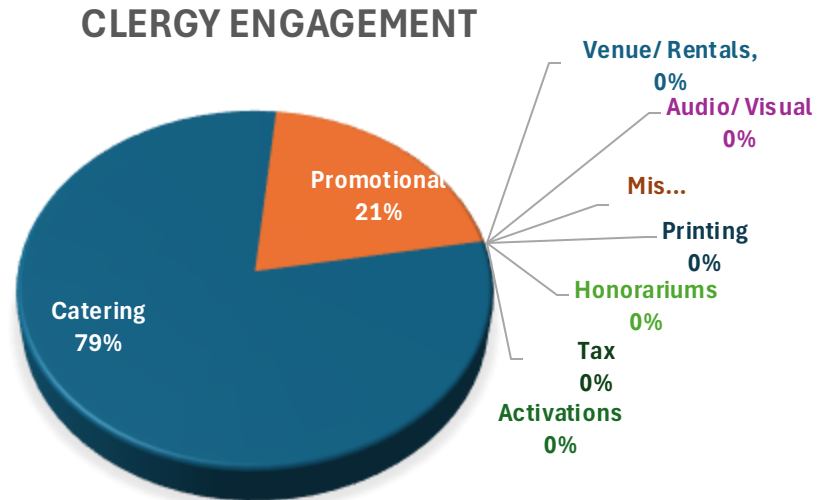
Service Area 1 Expenditure Breakdown

CLERGY ENGAGEMENT

TOTAL NUMBER OF EVENTS-11

ESTIMATED NUMBER OF PARTICIPANTS- 850

EXPENDITURE TOTAL FOR FY 2024/25- \$9,558.09

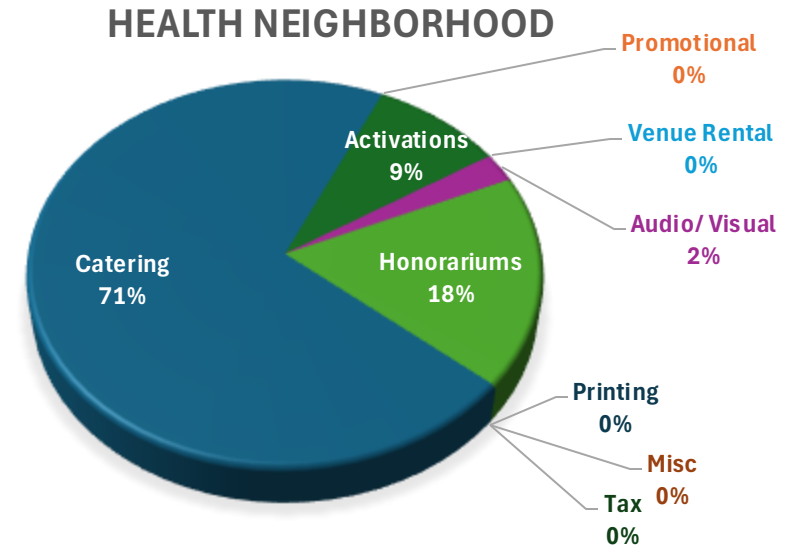


HEALTH NEIGHBORHOOD

TOTAL NUMBER OF EVENTS- 15

ESTIMATED NUMBER OF PARTICIPANTS- 1400

EXPENDITURE TOTAL FOR FY 2024/25- \$12,829.46



Service Area 1 Expenditure Breakdown

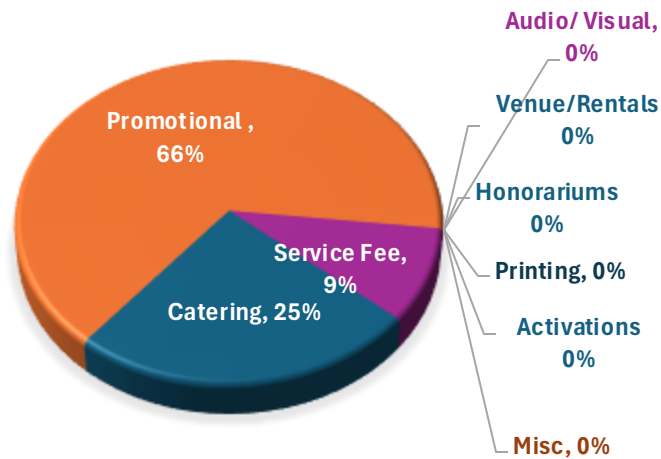
COMMUNITY COLLABORATION

TOTAL NUMBER OF EVENTS-5

ESTIMATED NUMBER OF PARTICIPANTS- 880

EXPENDITURE TOTAL FOR FY 2024/25- \$8,143.71

COMMUNITY COLLABORATION

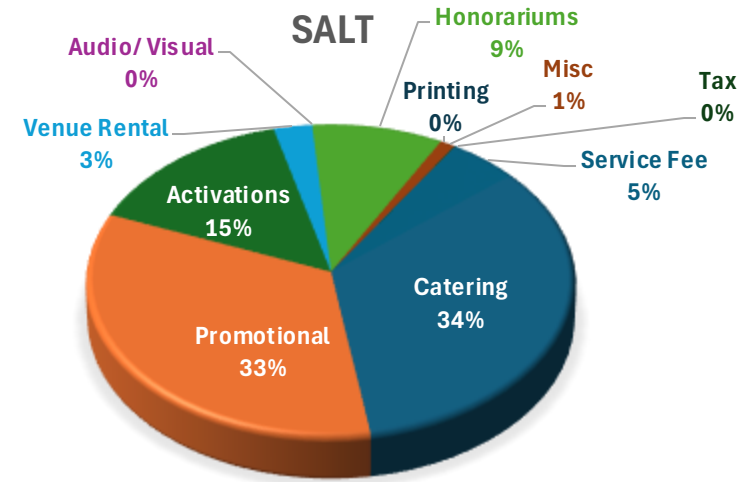


SALT

TOTAL NUMBER OF EVENTS- 21

ESTIMATED NUMBER OF PARTICIPANTS- 4,710

EXPENDITURE TOTAL FOR FY 2024/25- \$78,048.53



Service Area 1 Events

1. 8/1/24- Health Neighborhood Meeting
2. 8/15/24 SALT Meeting
3. 8/22/24- Clergy Meeting
4. 9/5/24 Health Neighborhood Meeting
5. 9/19/25 SALT Meeting
6. 9/25/24 Community Collab Backpack Giveaway
7. 9/29/24-Clergy Resource Fair
8. 10/12/24 Comm Collab Fashion Show
9. 10/15/24 Hispanic Heritage Event
10. 10/17/24 SALT In-Person Evening Meeting
11. 10/24/24 Clergy Roundtable
12. 10/25/24 SALT DV Event
13. 10/31/24 Trunk or Treat
14. 11/7/24 Health Neighborhood Meeting
15. 11/21/24 SALT Meeting
16. 12/12/24 SALT Day of Giving
17. 12/18/24- Community Collab Holiday Event
18. 12/21/24 SALT Father Strong
19. 1/14/25 Community Collab Lunch & Learn
20. 1/16/25 SALT Meeting
21. 1/23/25 Clergy Roundtable
22. 2/5/25 Health Neighborhood Meeting
23. 2/8/25 SALT Black History Month Event
24. 2/20/25 SALT Meeting
25. 2/27/25 Clergy Roundtable
26. 3/8/25-SALT Prom Event
27. 3/15/25 SALT 1 Women's History Event
28. 3/27/25 Clergy Roundtable

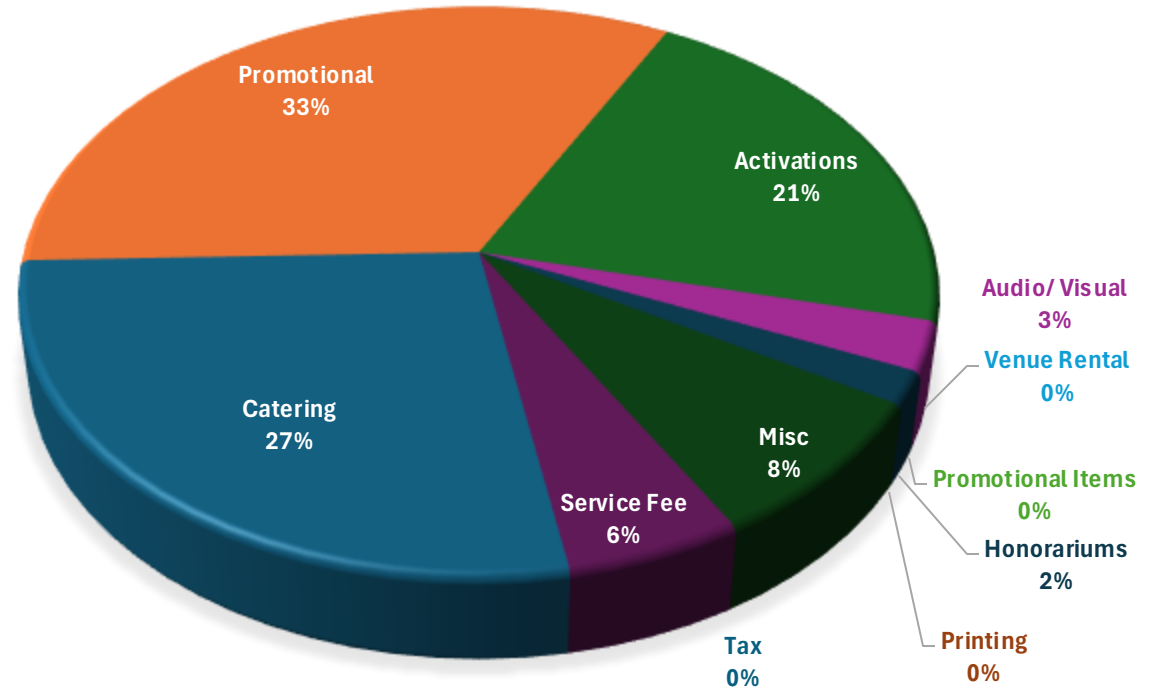
Service Area 1 Events

- 29. 3/6/25 Health Neighborhood Meeting
- 30. 3/20/25 SALT 1 Meeting
- 31. 4/19/25 Clergy UR Loved
- 32. 4/24/25 Clergy Meeting
- 33. 4/26/25 Maternal Mental Health Training
- 34. 5/1/25 Health Neighborhood API Event
- 35. 5/3/25 SALT Maternal Mental Health
- 36. 5/9/25 Health Neighborhood Youth Summit
- 37. 5/15/25 SALT 1 Meet & Greet
- 38. 5/22/25 Clergy Meeting
- 39. 5/31/25 SALT Unity for Youth
- 40. 6/5/25 Health Neighborhood Meeting
- 41. 6/14/25 Penny Lane PRIDE
- 42. 6/15/25 SALT Juneteenth
- 43. 6/19/25 SALT Meeting
- 44. 6/21/25 Community Collab Tea Party
- 45. 6/21/25 SALT Fathers Day
- 46. 6/25/25 SALT Learning Symposium
- 47. 6/26/25 Clergy Roundtable

Service Area 2

- Total Number of Events- ***10**
- Estimated Number of Participants- **3,720**
- Expenditure Total for FY 2024/25- **\$57,435.52**

**SERVICE AREA 2
TOTAL BUDGET EXPENDITURES**



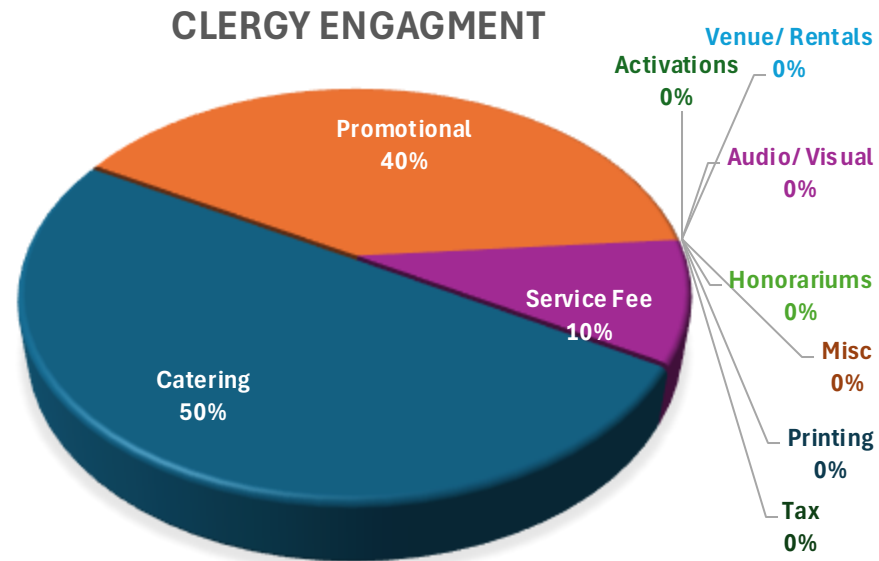
Service Area 2 Expenditure Breakdown

CLERGY ENGAGEMENT

TOTAL NUMBER OF EVENTS-1

ESTIMATED NUMBER OF PARTICIPANTS- 60

EXPENDITURE TOTAL FOR FY 2024/25- \$2,895.39

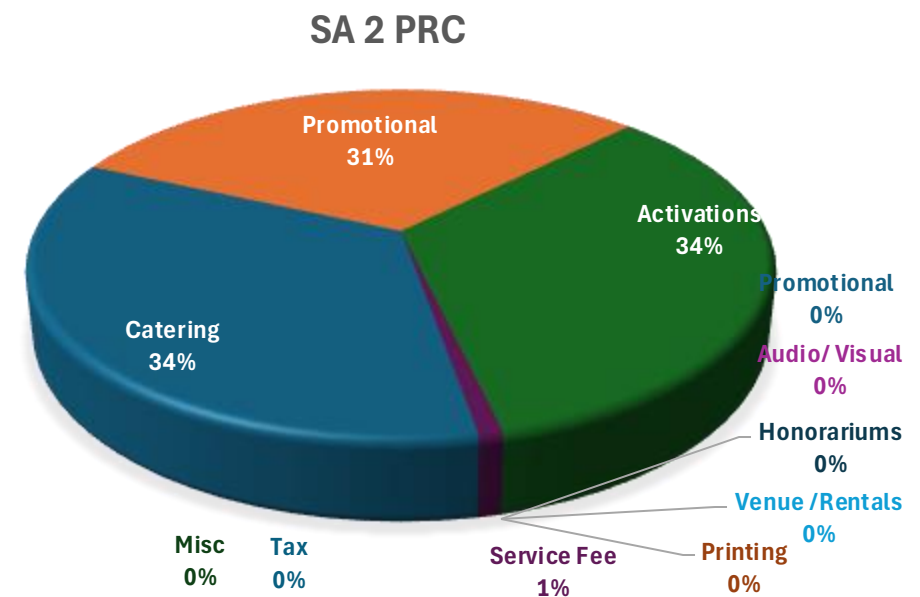


PEER RESOURCE CENTER (PRC)

TOTAL NUMBER OF EVENTS- 3

ESTIMATED NUMBER OF PARTICIPANTS- 700

EXPENDITURE TOTAL FOR FY 2024/25- \$5,619.04



Service Area 2 Expenditure Breakdown

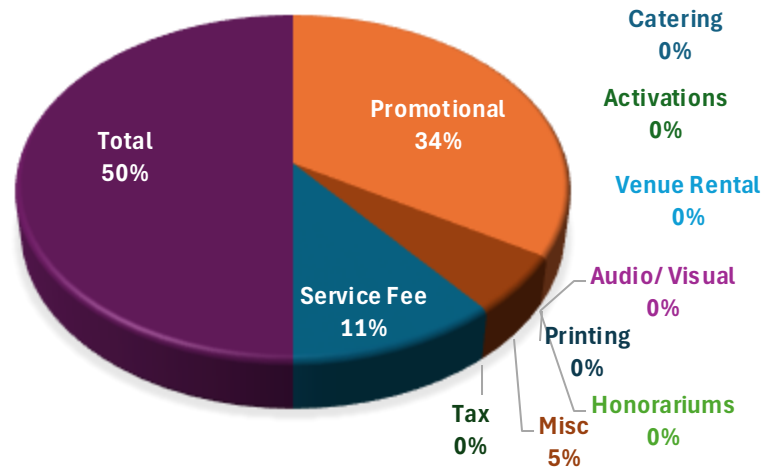
COMMUNITY COLLABORATION

TOTAL NUMBER OF EVENTS-1

ESTIMATED NUMBER OF PARTICIPANTS- 200

EXPENDITURE TOTAL FOR FY 2024/25- \$2,231.30

COMMUNITY COLLABORATION



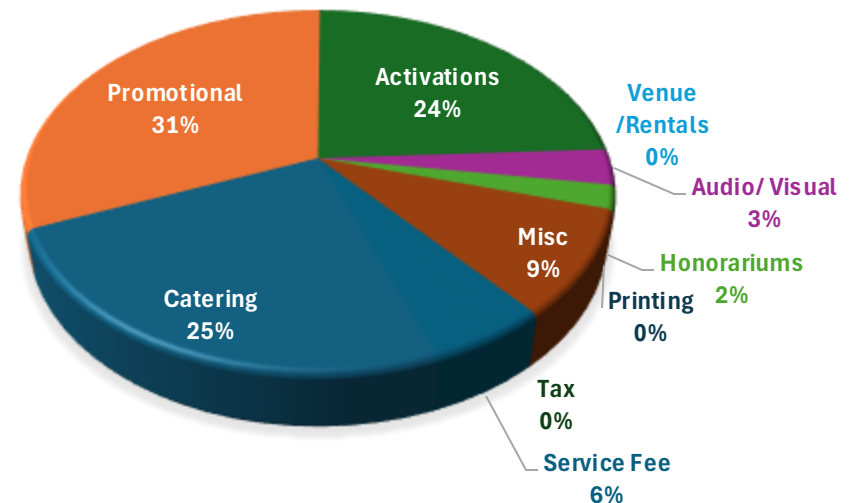
SALT

TOTAL NUMBER OF EVENTS- 5

ESTIMATED NUMBER OF PARTICIPANTS- 2,860

EXPENDITURE TOTAL FOR FY 2024/25- \$46,689.79

SALT



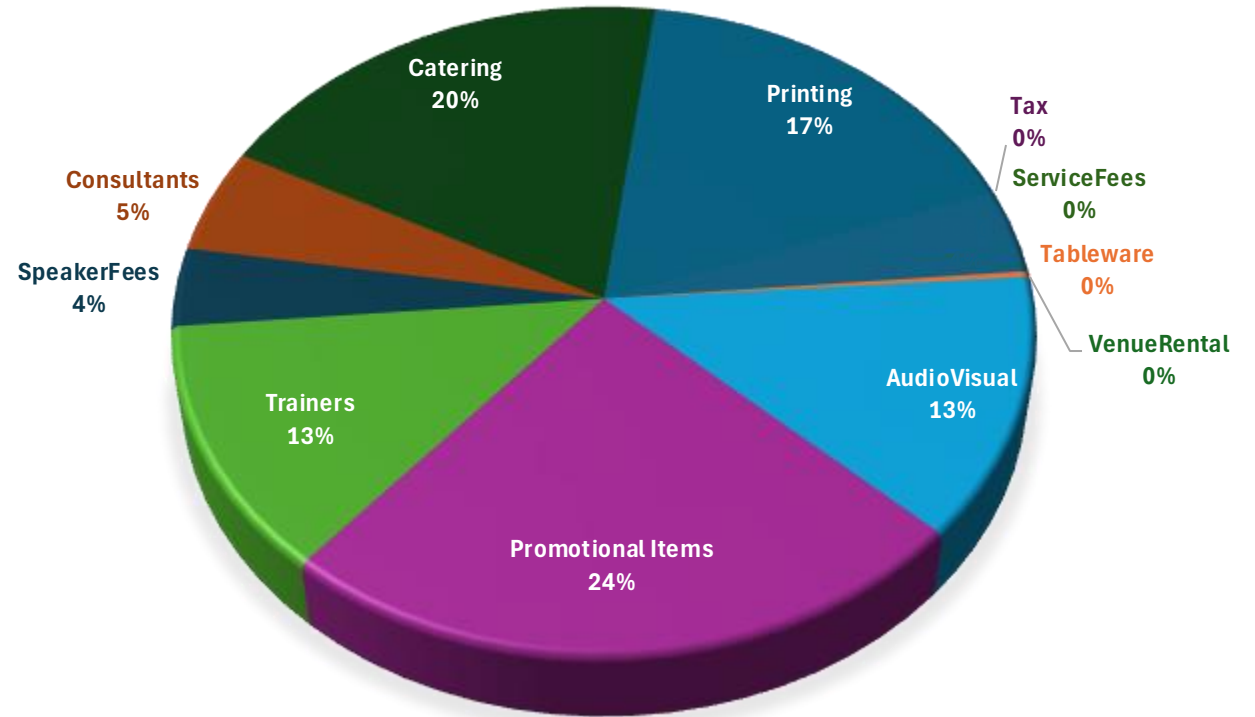
Service Area 2 Events

1. 8/5/24 Back to School Event
2. 9/19/24 PRC Homeless Connect Day
3. 10/1/24 SALT Trick or Treat
4. 10/29/24 Clergy Breakfast
5. 10/31/24 PRC Halloween
6. 11/22/24 Autumn Harvest Festival
7. 12/12/24 SALT Holiday Special
8. 4/12/25 SALT Armenian Remembrance
9. 5/8/25 SALT Meeting
10. 5/12/25 SALT Take Action
11. *May 2024 CC Stop the Stigma

Service Area 3

- Total Number of Events- 32
- Estimated Number of Participants- **12,801**
- Expenditure Total for FY 2024/25- \$ **94,189.42**

TOTAL EXPENDITURE BREAKDOWN



Service Area 3 Expenditure Breakdown

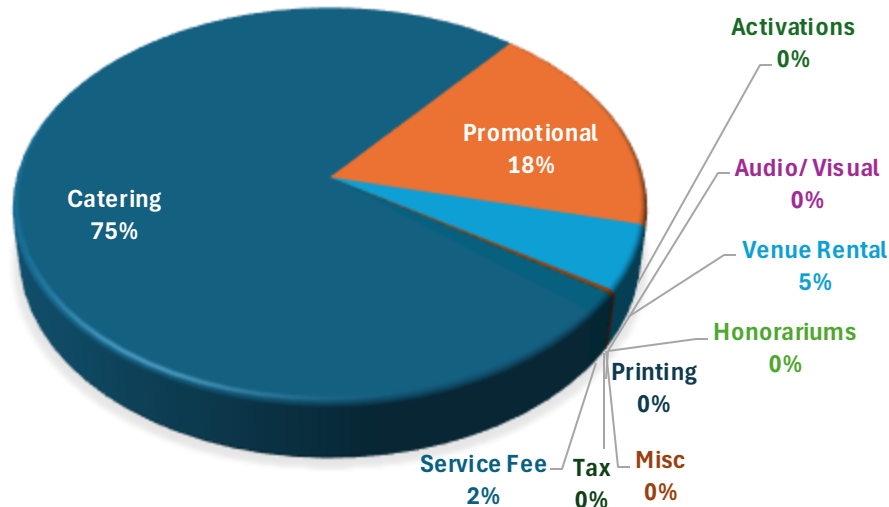
CLERGY ENGAGEMENT

TOTAL NUMBER OF EVENTS-6

ESTIMATED NUMBER OF PARTICIPANTS- 685

EXPENDITURE TOTAL FOR FY 2024/25- \$9,408.20

CLERGY ENGAGEMENT



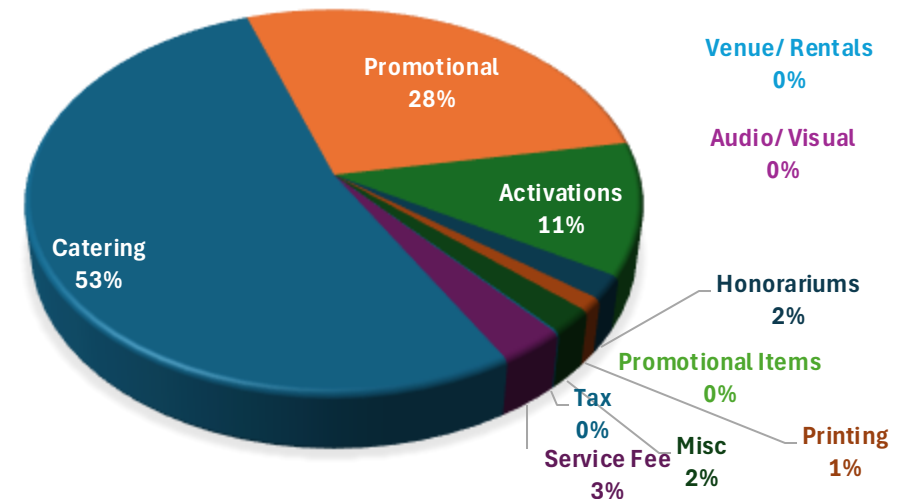
HEALTH NEIGHBORHOOD

TOTAL NUMBER OF EVENTS- 11

ESTIMATED NUMBER OF PARTICIPANTS- 1,570

EXPENDITURE TOTAL FOR FY 2024/25- \$12,752.35

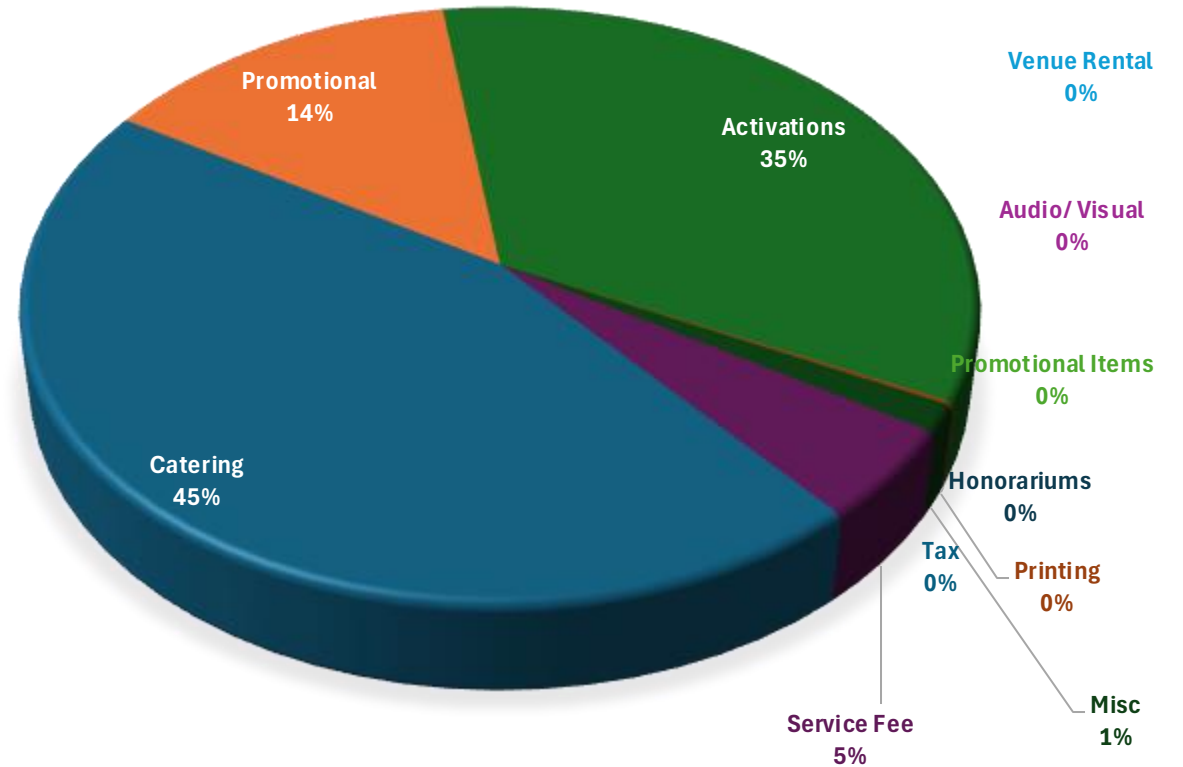
HEALTH NEIGHBORHOOD



Service Area 3 Peer Resource Center

- Total Number of Events- 3
- Estimated Number of Participants- 195
- Expenditure Total for FY 2024/25- \$10,437.15

PEER RESOURCE CENTER



Service Area 3 Expenditure Breakdown

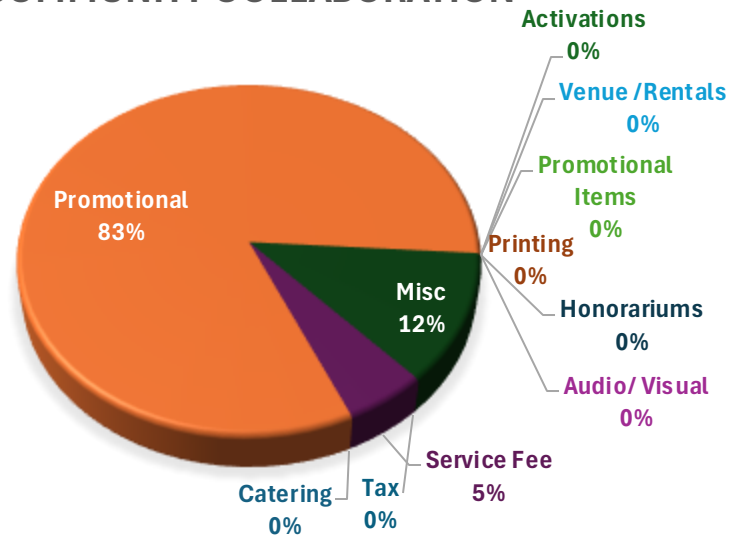
COMMUNITY COLLABORATION

TOTAL NUMBER OF EVENTS-3

ESTIMATED NUMBER OF PARTICIPANTS- 700

EXPENDITURE TOTAL FOR FY 2024/25- \$7,971.84

COMMUNITY COLLABORATION



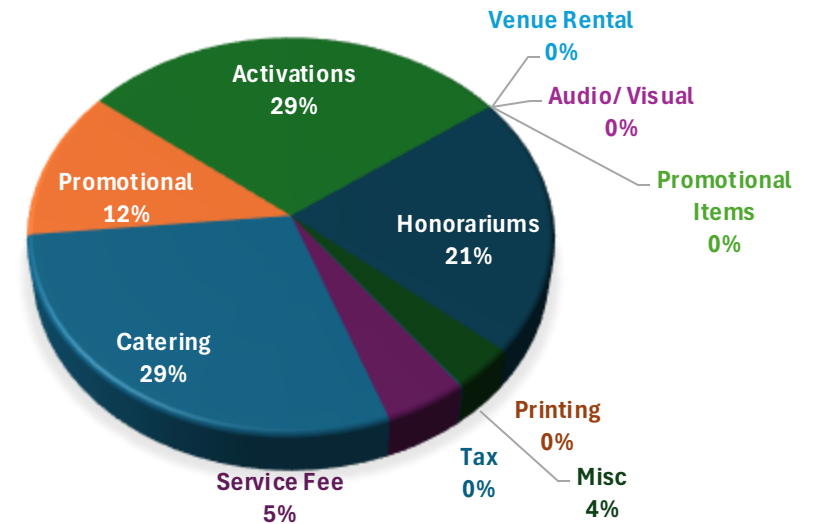
SALT

TOTAL NUMBER OF EVENTS- 8

ESTIMATED NUMBER OF PARTICIPANTS- 5,925

EXPENDITURE TOTAL FOR FY 2024/25- \$53,619.88

SALT



Service Area 3 Events

1. 7/30/24 Faith Based Breakfast
2. 8/9/24 Health Neighborhood Back to School
3. 9/18/24 Health Neighborhood Meeting
4. 9/24/24 Hispanic Heritage Celebration
5. 10/16/24 SALT Latino Conference
6. 10/17/24 Health Neighborhood Autumn Harvest
7. 11/2/24 HN Live Healthy
8. 11/2/24 Community Collab Health Neighborhood Live Happy Event
9. 11/12/24 Clergy Breakfast
10. 11/16/24 HN Safe & Healthy Kids
11. 11/19/24 PRC Gratitude Gathering
12. 11/20/24 Health Neighborhood Meeting
13. 11/21/24 SALT UWEST Event
14. 12/2/24 Clergy AAPI Breakfast
15. 12/12/24 Clergy Breakfast
16. 12/13/24 Clergy Holiday Resource Fair
17. 12/18/24 Health Neighborhood Resource Fair
18. 12/21/24 Community Collab Winter Wonderland
19. 2/19/25 Health Neighborhood Meeting
20. 3/8/25 Health Neighborhood Maternal Mental Health
21. 3/13/25 Clergy Breakfast
22. 3/21/25 Community Collab Wellness Expo
23. 4/12/25 UWEST Health Fair
24. 4/16/25 SALT Wellness Fair
25. 4/24/25 Ready Set Bloom

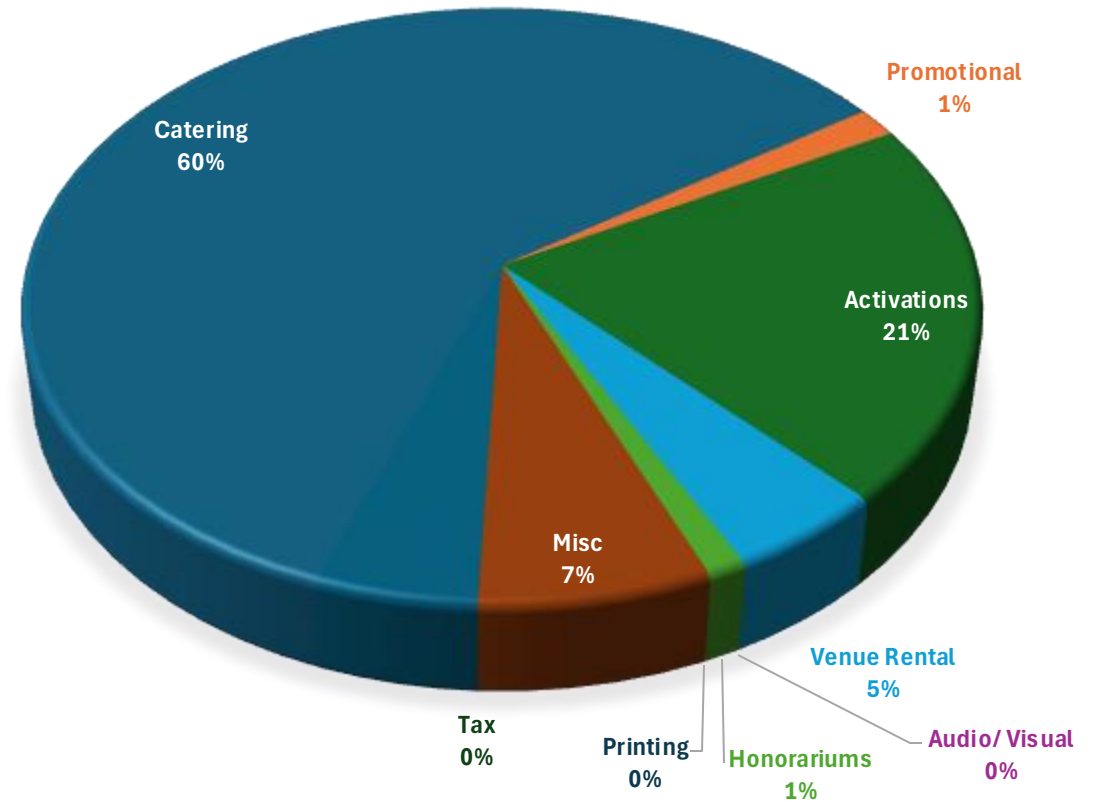
Service Area 3 Events

- 26. 4/29/25 Health Neighborhood Meeting
- 27. 5/7/25 Clergy Building Bridges Event
- 28. 5/22/25 PRC Choose Wellness (Take Action)
- 29. 5/28/25 SALT Take Action
- 30. 6/11/25 Clergy Breakfast
- 31. 6/14/25 Health Neighborhood Fathers Day
- 32. 6/18/25 Health Neighborhood Meeting

Service Area 4

- Total Number of Events- 16
- Estimated Number of Participants- 2,415
- Expenditure Total for FY 2024/25- \$43,146.80

**SERVICE AREA 4
TOTAL BUDGET EXPENDITURES**



Service Area 4 Expenditure Breakdown

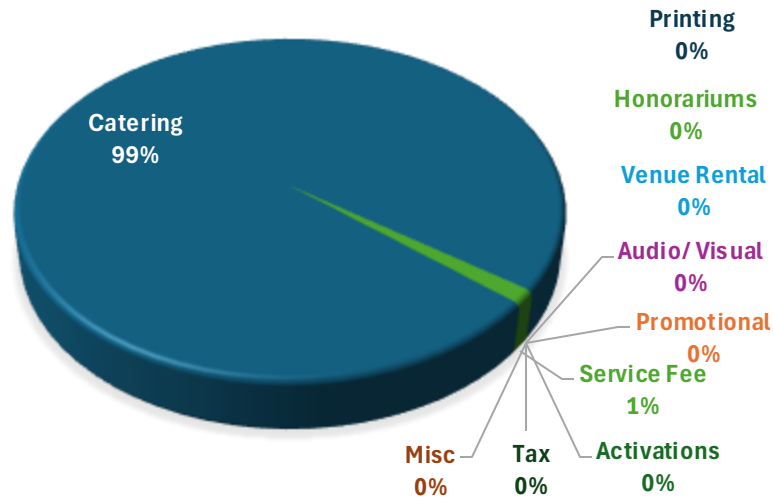
CLERGY ENGAGEMENT

TOTAL NUMBER OF EVENTS-2

ESTIMATED NUMBER OF PARTICIPANTS- 125

EXPENDITURE TOTAL FOR FY 2024/25- \$2,092.43

CLERGY ENGAGEMENT



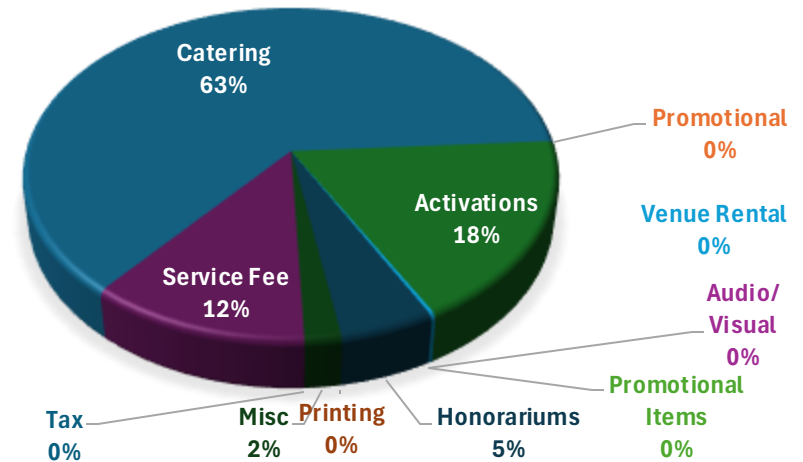
HEALTH NEIGHBORHOOD

TOTAL NUMBER OF EVENTS- 5

ESTIMATED NUMBER OF PARTICIPANTS- 335

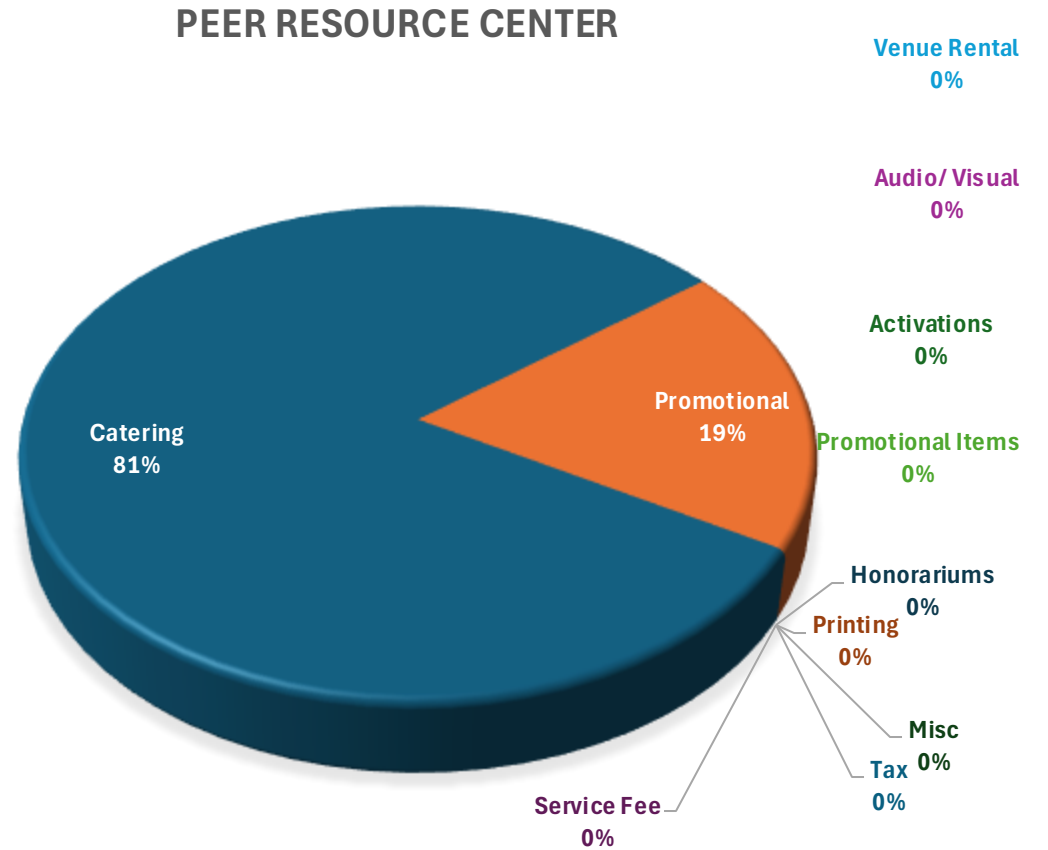
EXPENDITURE TOTAL FOR FY 2024/25- \$9,903.05

HEALTH NEIGHBORHOOD



Service Area 4 Peer Resource Center

- Total Number of Events- 1
- Estimated Number of Participants- 150
- Expenditure Total for FY 2024/25- \$1,761.71



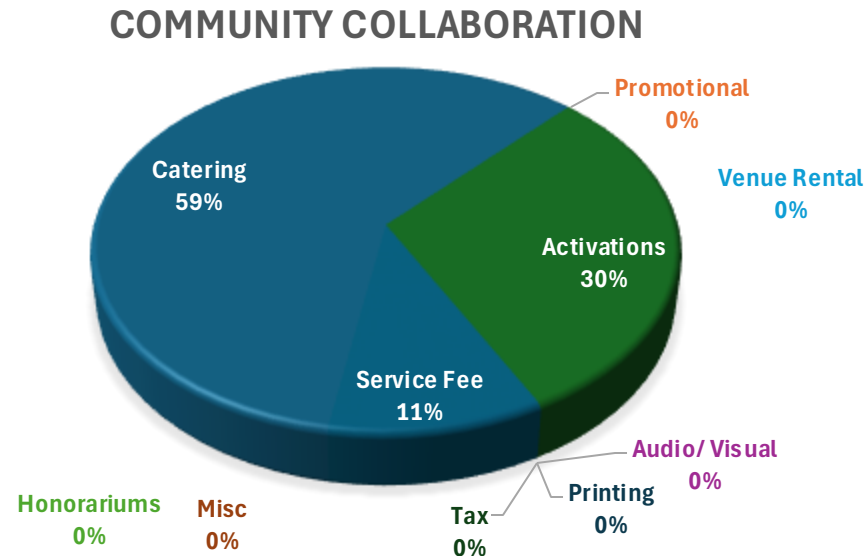
Service Area 4 Expenditure Breakdown

COMMUNITY COLLABORATION

TOTAL NUMBER OF EVENTS- 1

ESTIMATED NUMBER OF PARTICIPANTS- 80

EXPENDITURE TOTAL FOR FY 2024/25- \$2,190.65

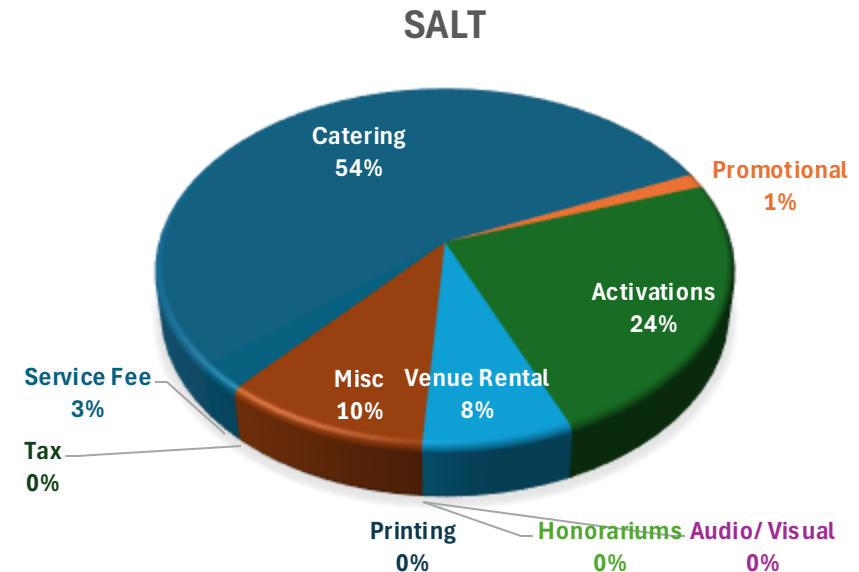


SALT

TOTAL NUMBER OF EVENTS- 7

ESTIMATED NUMBER OF PARTICIPANTS- 1,585

EXPENDITURE TOTAL FOR FY 2024/25- \$27,198.96



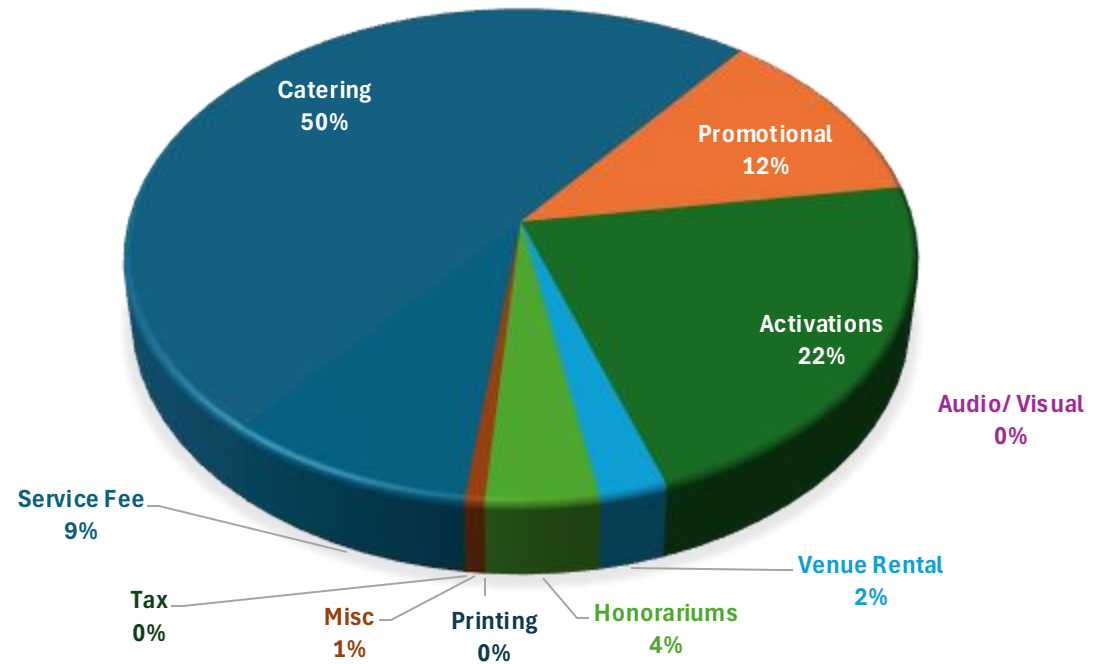
Service Area 4 Events

1. 9/26/24 SALT Hispanic Heritage
2. 10/17/24 SALT Meeting
3. 10/25/24 Health Neighborhood Coming Out Together
4. 10/25/24 Community Collab "Out of the Darkness"
5. 10/30/24 Clergy Mental Health First Aid
6. 11/21/24 SALT Year End Celebration
7. 12/12/24 PRC Happy Everything
8. 1/30/25 Health Neighborhood Meeting
9. 2/25/25 Health Neighborhood Meeting
10. 2/27/25 SALT Black History Month
11. 3/20/25 SALT Meeting
12. 4/22/25 Health Neighborhood Meeting
13. 5/2/25 Mothers Day Event
14. 5/15/25 Take Action Event
15. 5/22/25 Clergy Holocaust Museum
16. 6/7/25 Health Neighborhood Children's Event

Service Area 5

- Total Number of Events- 18
- Estimated Number of Participants- 4200
- Expenditure Total for FY 2024/25- **\$56,325.53**

**SERVICE AREA 5
TOTAL BUDGET EXPENDITURES**



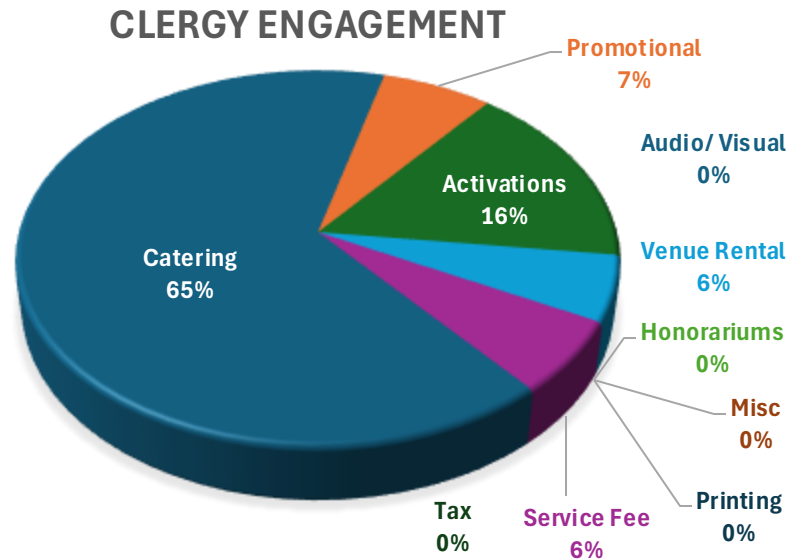
Service Area 5 Expenditure Breakdown

CLERGY ENGAGEMENT

TOTAL NUMBER OF EVENTS-4

ESTIMATED NUMBER OF PARTICIPANTS- 180

EXPENDITURE TOTAL FOR FY 2024/25- \$6,215.28

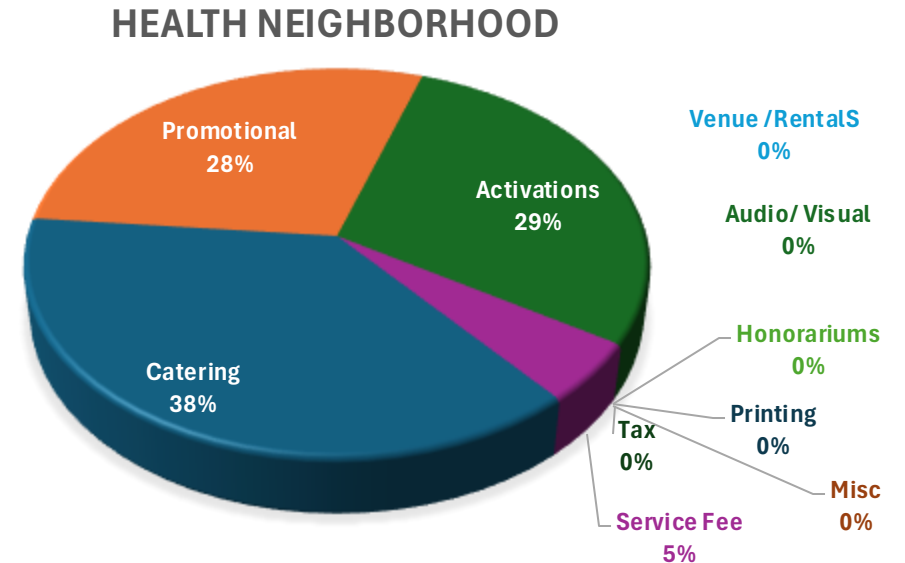


HEALTH NEIGHBORHOOD

TOTAL NUMBER OF EVENTS- 2

ESTIMATED NUMBER OF PARTICIPANTS- 140

EXPENDITURE TOTAL FOR FY 2024/25- \$ 5,556.89



Service Area 5 Expenditure Breakdown

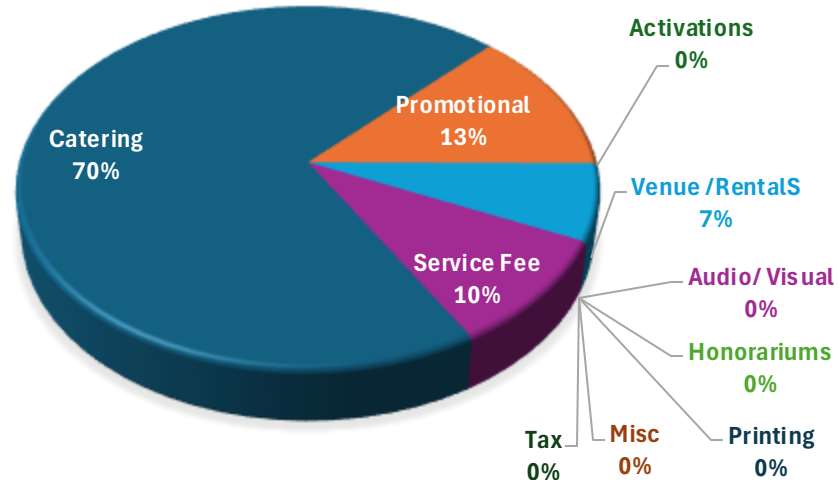
COMMUNITY COLLABORATION

TOTAL NUMBER OF EVENTS- 2

ESTIMATED NUMBER OF PARTICIPANTS- 330

EXPENDITURE TOTAL FOR FY 2024/25- \$ 3,882.54

COMMUNITY COLLABORATION



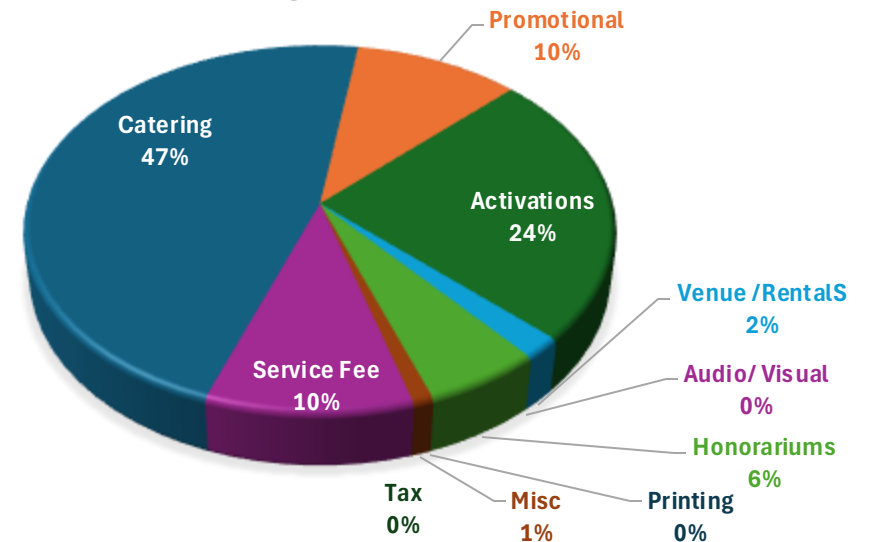
SALT

TOTAL NUMBER OF EVENTS- 10

ESTIMATED NUMBER OF PARTICIPANTS- 3,470

EXPENDITURE TOTAL FOR FY 2024/25- \$40,670.82

SALT



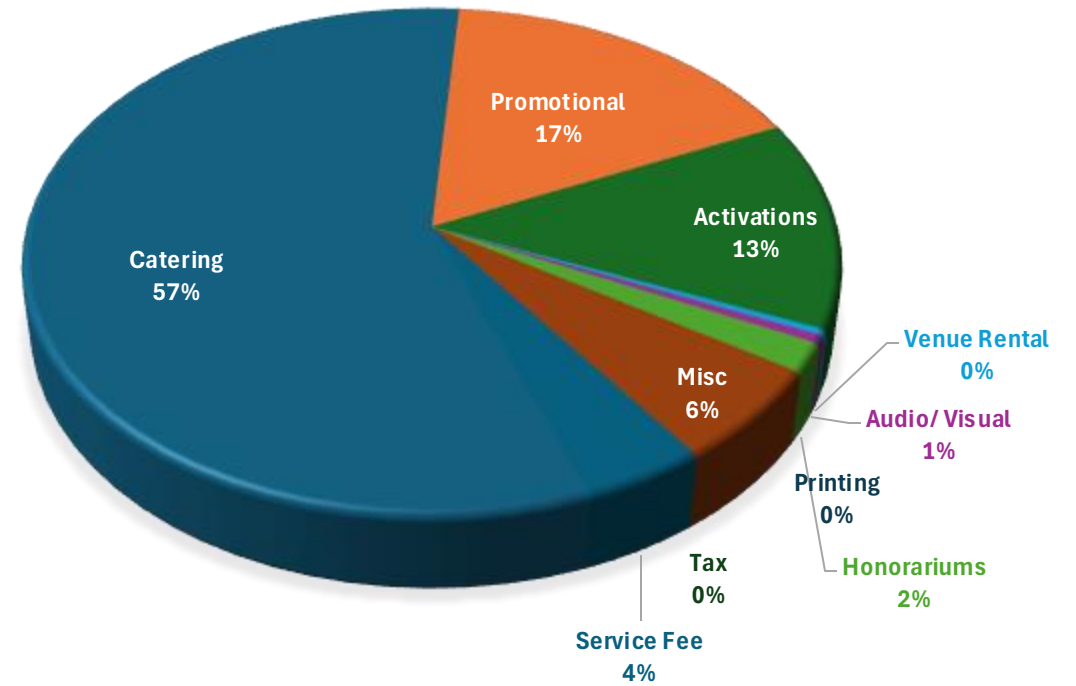
Service Area 5 Events

1. 7/19/24 SALT Summer Celebration
2. 9/20/24 Clergy Suicide Prevention QPR
3. 9/24/24 SALT General Meeting
4. 10/10/24 Clergy Roundtable
5. 10/12/24 Community Collab Breast Cancer Event
6. 10/22/24 Health Neighborhood Meet & Greet
7. 10/30/24 SALT Fall Festival
8. 12/12/24 Community Collab Winter Celebration
9. 12/19/24 SALT Jingle Bell Festival
10. 1/31/25 Health Neighborhood Winter Celebration
11. 2/15/25 SALT Black History Month
12. 4/24/25 Health Neighborhood Meeting
13. 5/8/25 Take Action
14. 5/15/25 SALT Madres Event
15. 5/17/25 SALT Teen Health Expo
16. 5/22/25 Clergy Holocaust Museum Day
17. 6/12/25 Clergy Spirituality, Connection & Wellbeing
18. 6/24/25 SALT Summer Resource Fair

Service Area 6

- Total Number of Events- 37
- Estimated Number of Participants- 7,515
- Expenditure Total for FY 2024/25- \$ 80,127.65

SERVICE AREA 6
TOTAL BUDGET EXPENDITURES



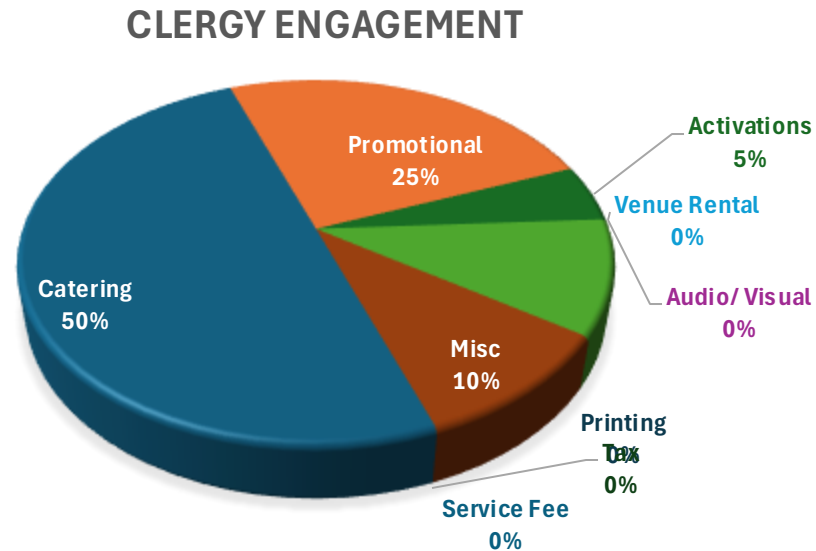
Service Area 6 Expenditure Breakdown

CLERGY ENGAGEMENT

TOTAL NUMBER OF EVENTS- 1

ESTIMATED NUMBER OF PARTICIPANTS- 100

EXPENDITURE TOTAL FOR FY 2024/25- \$ 4,921.90

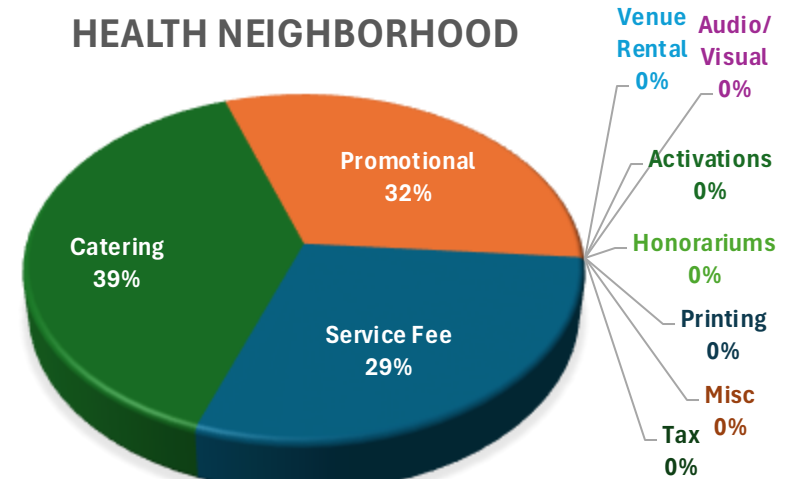


HEALTH NEIGHBORHOOD

TOTAL NUMBER OF EVENTS- 3

ESTIMATED NUMBER OF PARTICIPANTS- 1,140

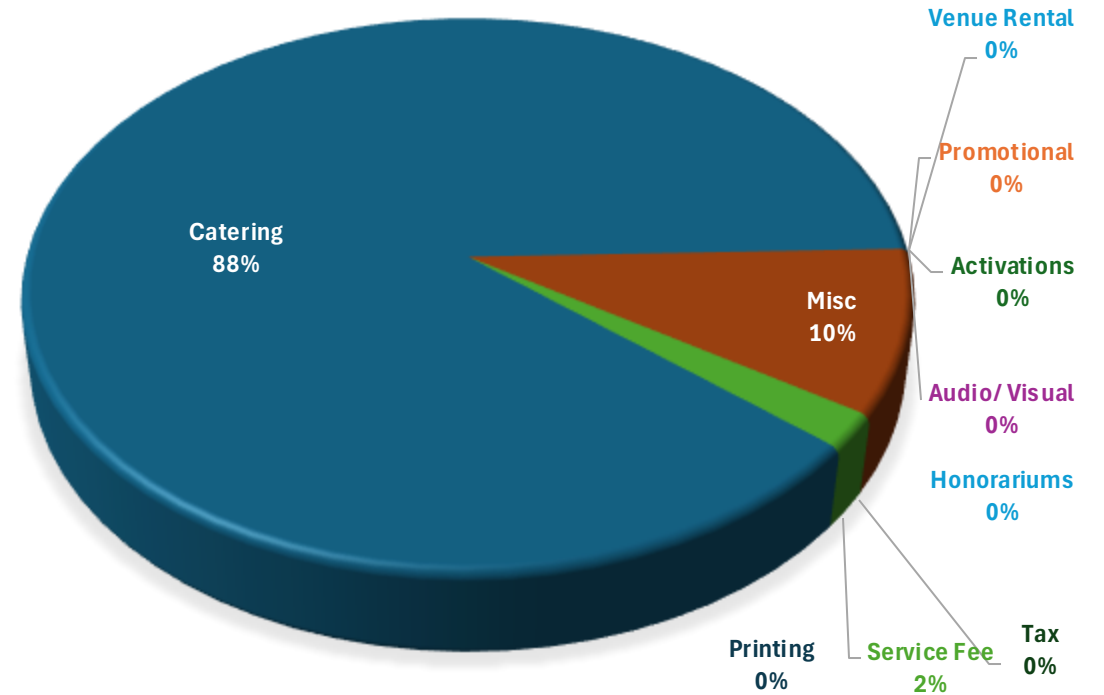
EXPENDITURE TOTAL FOR FY 2024/25- \$4,725.44



Service Area 6 Peer Resource Center

- Total Number of Events- 9
- Estimated Number of Participants- 720
- Expenditure Total for FY 2024/25- \$12,569.58

PEER RESOURCE CENTER



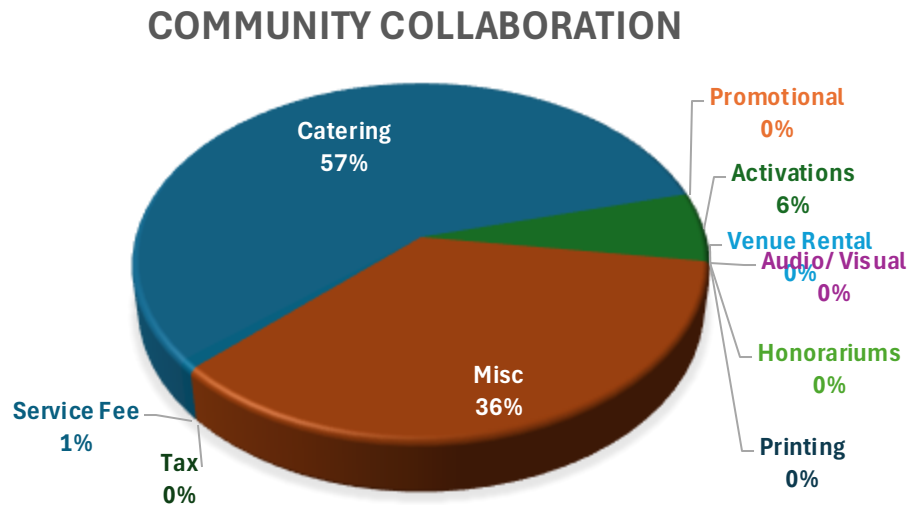
Service Area 6 Expenditure Breakdown

COMMUNITY COLLABORATION

TOTAL NUMBER OF EVENTS- 3

ESTIMATED NUMBER OF PARTICIPANTS- 470

EXPENDITURE TOTAL FOR FY 2024/25- \$ 6,374.96

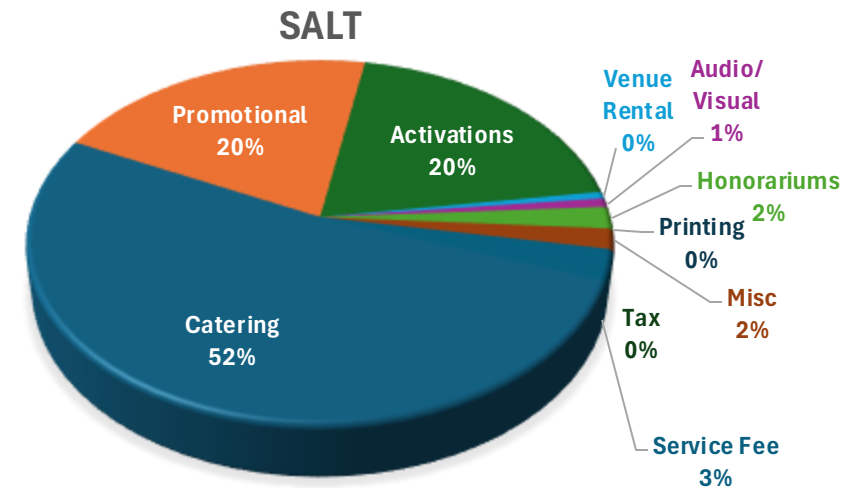


SALT

TOTAL NUMBER OF EVENTS- 21

ESTIMATED NUMBER OF PARTICIPANTS- 5,085

EXPENDITURE TOTAL FOR FY 2024/25- \$51,535.77



Service Area 6 Events

1. 7/13/24 Clergy Boys to Men
2. 8/1/25 SALT Back to School Event
3. 8/15/24 SALT Meeting
4. 8/30/24 PRC Grief Awareness
5. 9/19/24 SALT Meeting
6. 9/28/24 SALT Praise in the Park
7. 10/4/24 PRC WRAP Brunch
8. 11/2/24 Health Neighborhood Black Men's Wellness
9. 11/1/24 Dia De Los Muertos
10. 11/21/24 SALT 6 Meeting
11. 12/4/24 Community Collab Holiday Fun
12. 12/6/24 SALT 6 Hallelujah
13. 12/7/24 Community Collab Feed the Village
14. 12/7/24 SALT 6 Taking it to the Streets
15. 12/14/24 SALT Brotherly Love
16. 12/14/24 SALT Toy Drive
17. 12/18/24 PRC Holiday Bliss
18. 12/19/24 SALT Meeting
19. 1/16/25 SALT Meeting
20. 2/20/25 SALT Meeting
21. 2/22/25 SALT Black History Event
22. 2/22/25 SALT Homegirls Healing
23. 2/27/25 PRC Veterans Black History

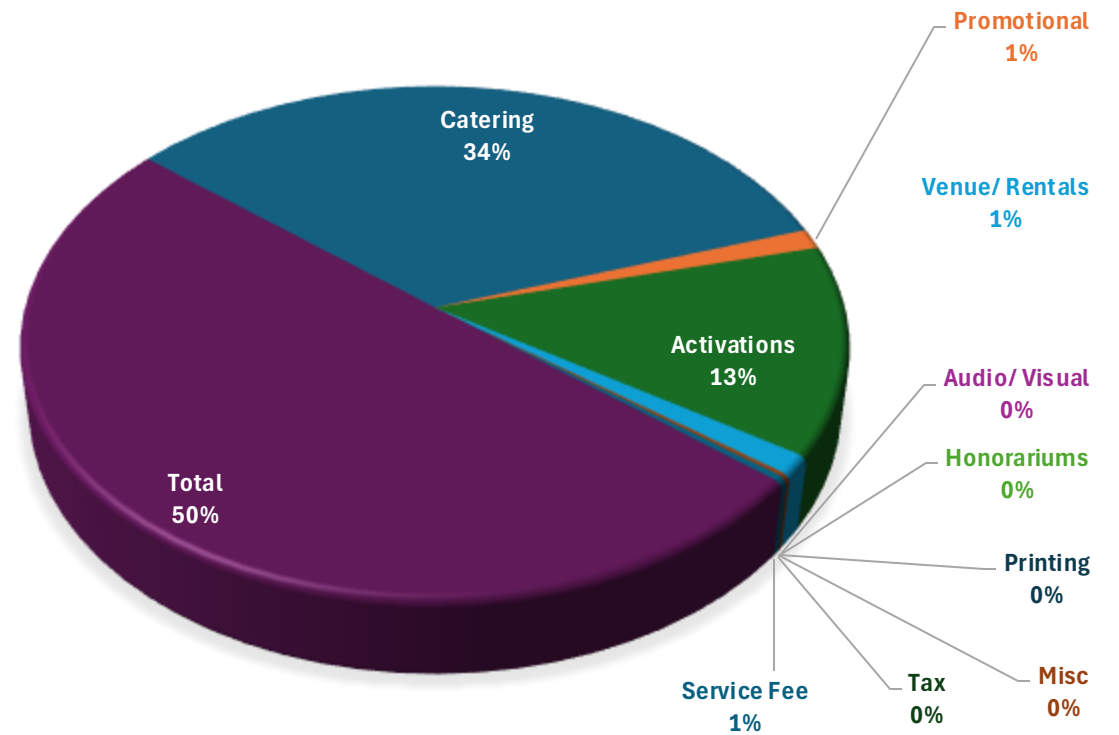
Service Area 6 Events

- 24. 3/26/25 PRC Radiant Reflections
- 25. 3/29/25 SALT Prom Dress Giveaway
- 26. 4/17/25 SALT Meeting
- 27. 5/5/25 Take Action Event
- 28. 5/8/25 Health Neighborhood Provider Wellness Day
- 29. 5/15/25 SALT Meeting
- 30. 5/21/25 Community Collab Tarbabes Wellness Event
- 31. 5/28/24 PRC Community Resource Fair
- 32. 5/31/25 Health Neighborhood Daddy Daughter Dance
- 33. 6/21/25 Community Collab Wellness Day
- 34. 6/21/25 SALT Hood Summit
- 35. 6/25/25 PRC We Too Forum
- 36. 6/26/25 SALT Meeting
- 37. 6/28/25 SALT Soul Ministries 12/4/24 Community Collab Holiday Fun

Service Area 7

- Total Number of Events- 42
- Estimated Number of Participants- 8,490
- Expenditure Total for FY 2024/25- 86,263.35

**SERVICE AREA 7
TOTAL BUDGET EXPENDITURES**



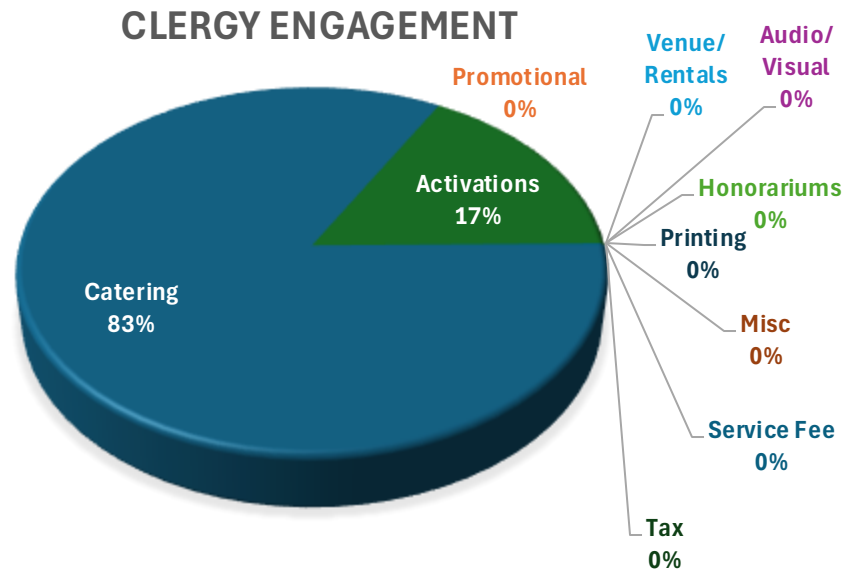
Service Area 7 Expenditure Breakdown

CLERGY ENGAGEMENT

TOTAL NUMBER OF EVENTS- 12

ESTIMATED NUMBER OF PARTICIPANTS- 565

EXPENDITURE TOTAL FOR FY 2024/25- \$8,615.39

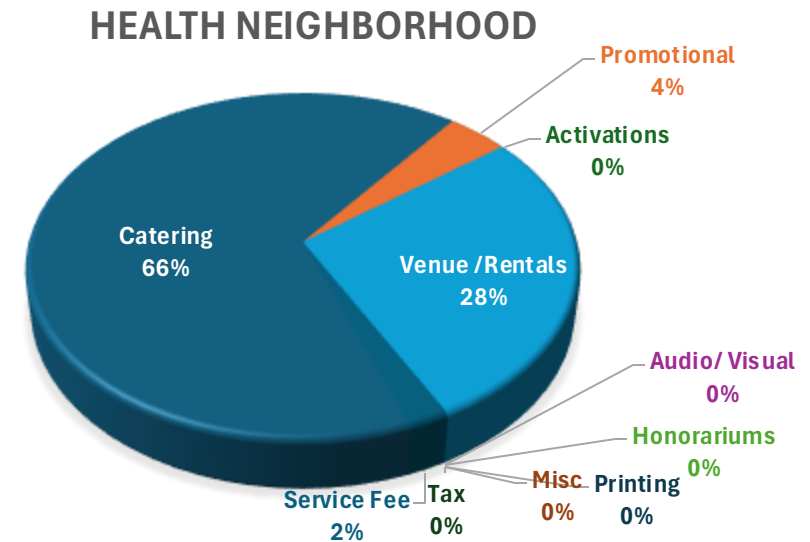


HEALTH NEIGHBORHOOD

TOTAL NUMBER OF EVENTS- 11

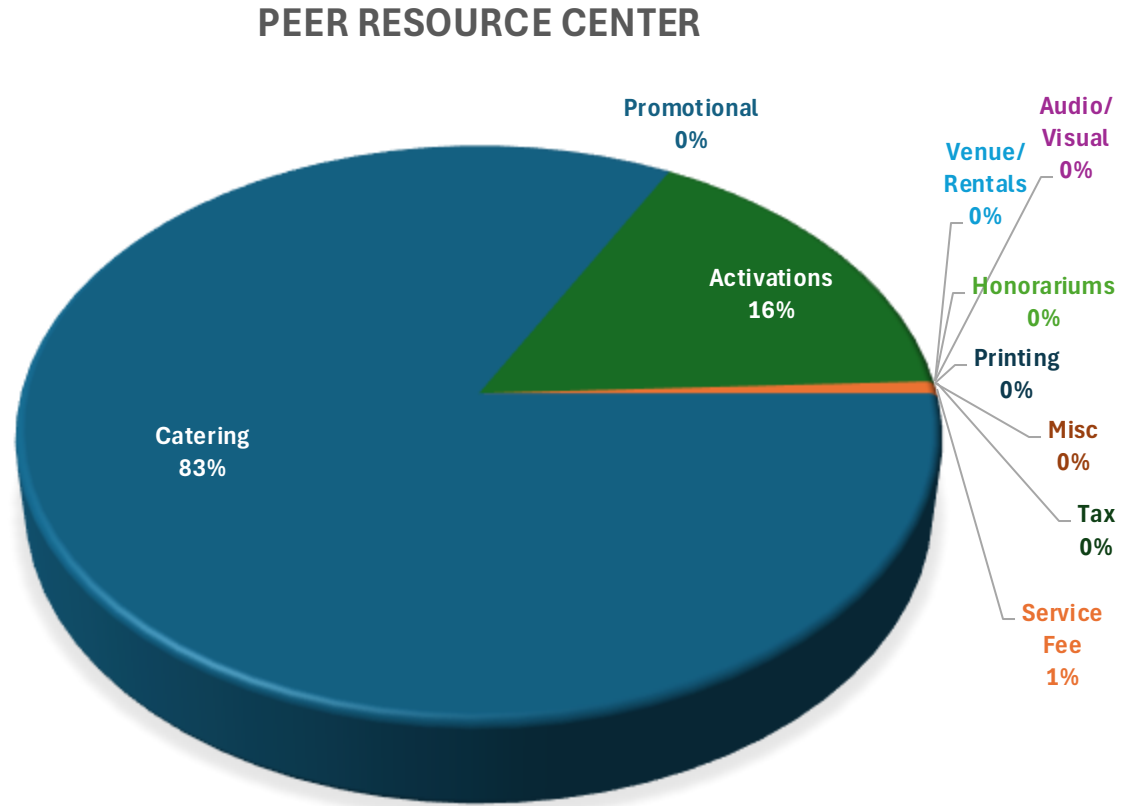
ESTIMATED NUMBER OF PARTICIPANTS- 445

EXPENDITURE TOTAL FOR FY 2024/25- \$7,964.61



Service Area 7 Peer Resource Center

- Total Number of Events- 7
- Estimated Number of Participants- 1,490
- Expenditure Total for FY 2024/25- \$21,303.20



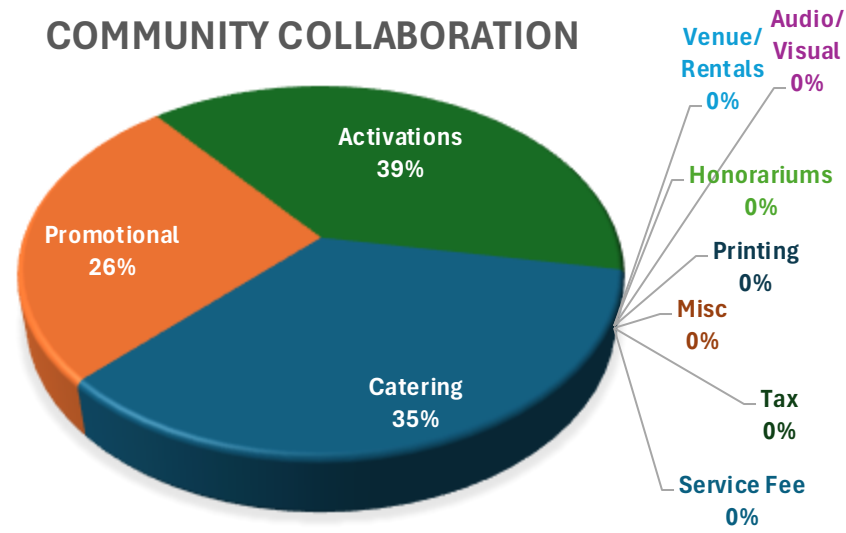
Service Area 7 Expenditure Breakdown

COMMUNITY COLLABORATION

TOTAL NUMBER OF EVENTS- 1

ESTIMATED NUMBER OF PARTICIPANTS- 100

EXPENDITURE TOTAL FOR FY 2024/25- \$3,874.83

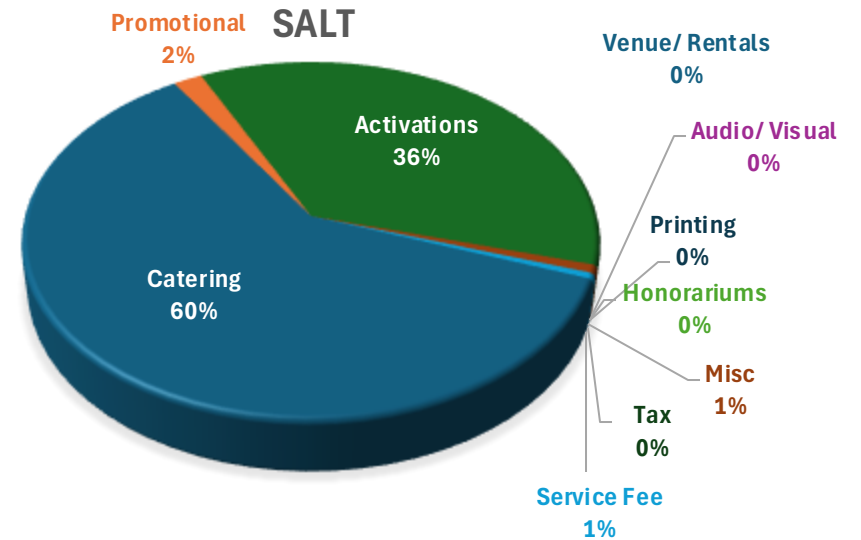


SALT

TOTAL NUMBER OF EVENTS- 12

ESTIMATED NUMBER OF PARTICIPANTS- 5,890

EXPENDITURE TOTAL FOR FY 2024/25- \$44,505.02



Service Area 7 Events

1. 7/9/24 Health Neighborhood Meeting
2. 7/12/24 SALT Meeting
3. 7/17/24 Clergy Breakfast
4. 8/27/24 Clergy Roundtable
5. 9/10/24 Health Neighborhood Meeting
6. 9/13/24 SALT 7 Meeting
7. 9/27/24 PRC Hispanic Heritage
8. 9/29/27/24 PRC Hispanic Heritage Event
9. 10/3/24 CC Community Baby Shower
10. 10/8/24 Health Neighborhood Meeting
11. 10/11/24 SALT Meeting
12. 10/16/24 Clergy Breakfast
13. 11/1/24 PRC Dia De Los Muertos
14. 11/8/24 SALT Meeting
15. 11/12/24 Health Neighborhood Meeting
16. 11/15/24 PRC Feast of Resistance
17. 11/19/24 Clergy Roundtable
18. 12/10/24 Health Neighborhood Meeting
19. 12/13/24 SALT Meeting
20. 1/15/25 Clergy Engagement
21. 1/14/25 Health Neighborhood Meeting
22. 1/22/25 Clergy Reducing Stigma

Service Area 7 Events

23. 1/28/25 Clergy Roundtable

24. 2/11/25 Health Neighborhood Meeting]

25. 2/14/25 SALT Meeting

26. 2/25/25 Clergy Roundtable

27. 2/28/25 PRC Black History Month

28. 3/3/25 PRC Youth Connections

29. 3/11/25 Health Neighborhood Meeting

30. 3/13/25 PRC Men's Support Network

31. 3/14/25 SALT 7 Meeting

32. 4/8/25 Health Neighborhood

33. 4/22/25 Clergy Meeting

34. 4/30/25 Clergy Engagement

35. 5/9/25 PRC Senior Appreciation

36. 5/20/25 Health Neighborhood

37. 5/21/25 Health Neighborhood Community Connect Day

38. 5/27/25 Clergy Roundtable

39. 6/7/25 SALT Men's Health Awareness

40. 6/18/25 Self Care Picnic

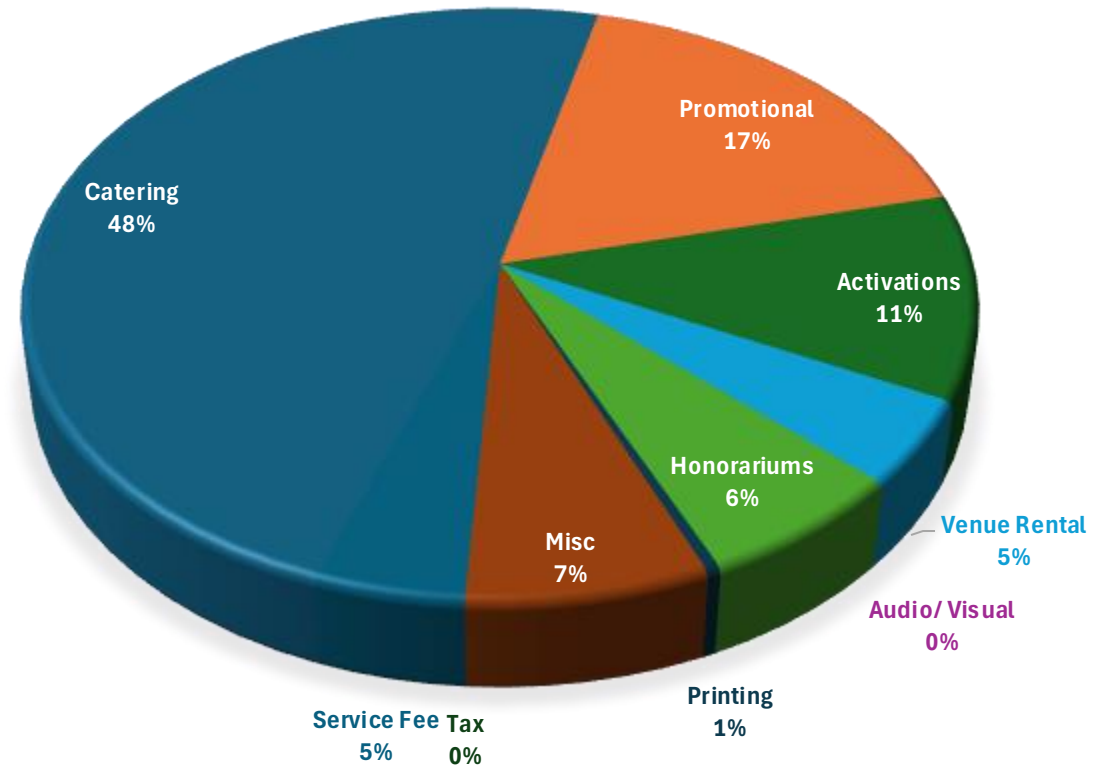
41. 6/24/25 Clergy Roundtable

42. 6/26/25 Clergy Breakfast

Service Area 8

- Total Number of Events- 16
- Estimated Number of Participants- 6,005
- Expenditure Total for FY 2024/25- \$ 45,802.30

**SERVICE AREA 8
TOTAL BUDGET EXPENDITURES**



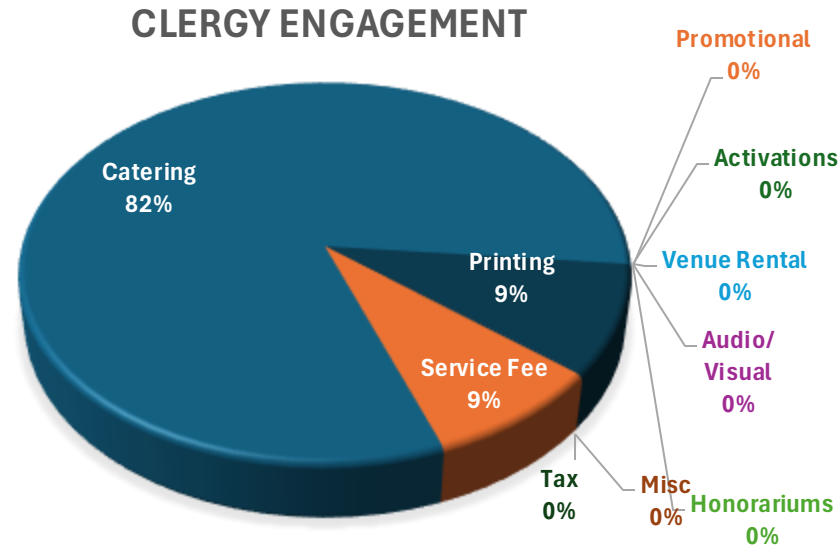
Service Area 8 Expenditure Breakdown

CLERGY ENGAGEMENT

TOTAL NUMBER OF EVENTS- 2

ESTIMATED NUMBER OF PARTICIPANTS- 50

EXPENDITURE TOTAL FOR FY 2024/25- \$2,047. 52

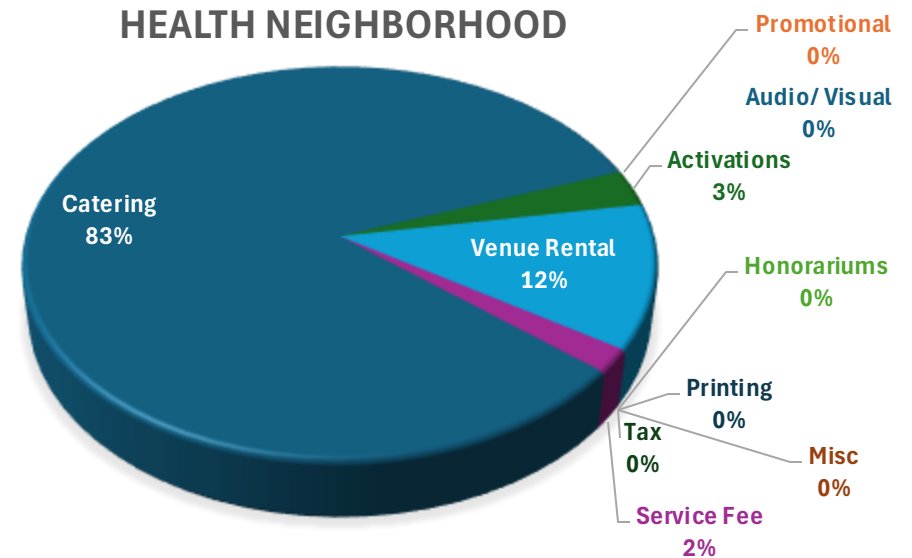


HEALTH NEIGHBORHOOD

TOTAL NUMBER OF EVENTS- 5

ESTIMATED NUMBER OF PARTICIPANTS- 1,025

EXPENDITURE TOTAL FOR FY 2024/25- \$3,705.85



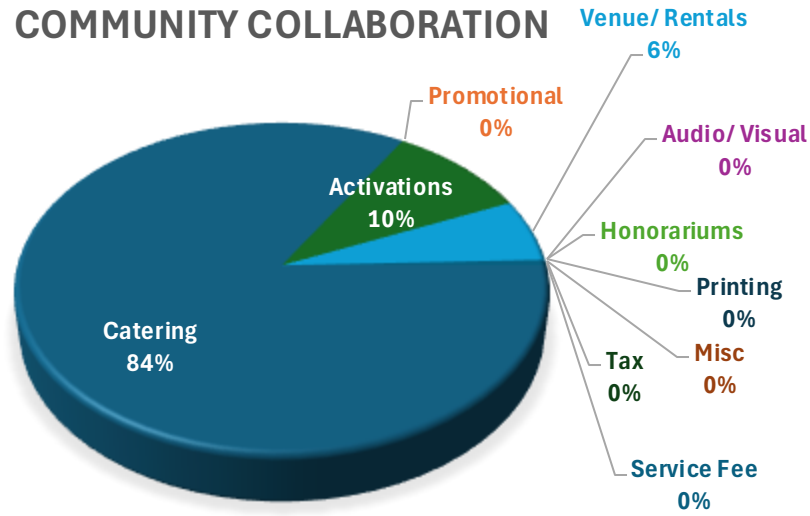
Service Area 8 Expenditure Breakdown

COMMUNITY COLLABORATION

TOTAL NUMBER OF EVENTS-4

ESTIMATED NUMBER OF PARTICIPANTS- 3,430

EXPENDITURE TOTAL FOR FY 2024/25- \$4,189.35

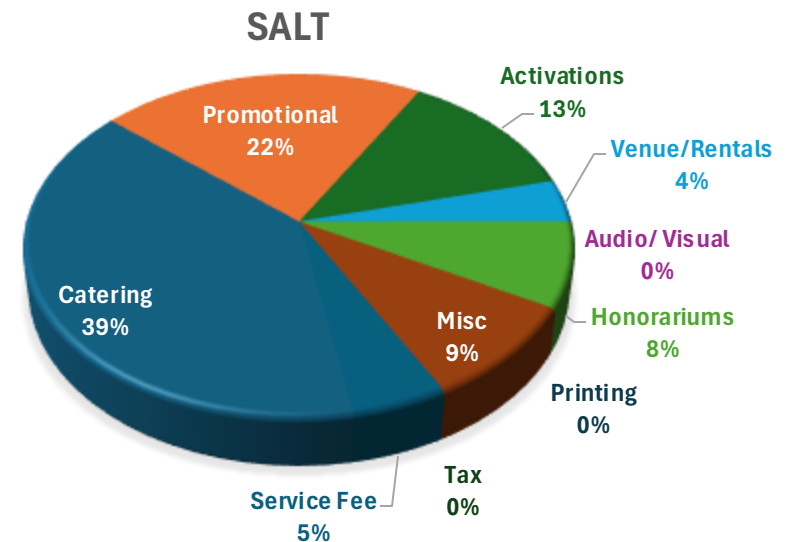


SALT

TOTAL NUMBER OF EVENTS- 5

ESTIMATED NUMBER OF PARTICIPANTS- 1,500

EXPENDITURE TOTAL FOR FY 2024/25- \$ 35,859.58

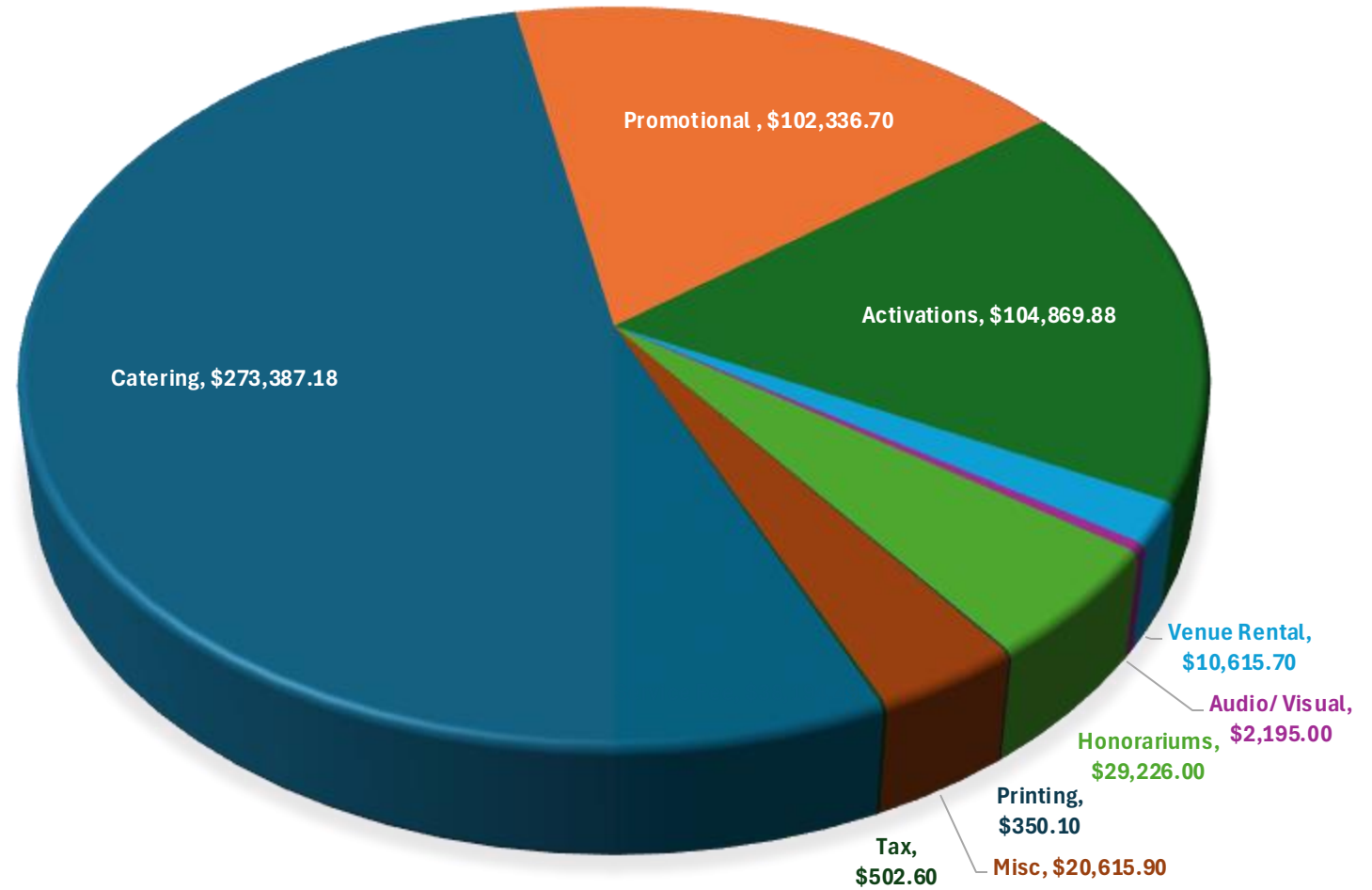


Service Area 8 Events

1. 9/20/24 SALT Appreciation
2. 10/3/24 Health Neighborhood Fair
3. 11/7/24 Health Neighborhood Inglewood Holiday Event
4. 11/9/24 Health Neighborhood Abundant Birth Event
5. 12/6/24 SALT Consumer Holiday Event
6. 12/14/24 Health Neighborhood Holiday Toy Drive
7. 3/19/25 Clergy Mental Health First Aide
8. 4/6/25 Community Collab Cambodian Festival
9. 4/18/25 SALT Disability Awareness
10. 5/2/25 Maternal Mental Health Event
11. 5/14/25 SALT Take Action
12. 5/16/25 Health Neighborhood MMHM
13. 6/24/25 Community Collab LA Care Resource Fair
14. 6/26/25 Health Neighborhood Produce Distribution
15. 6/27/25 Clergy Interfaith Resource Sharing
16. 6/30/25 Community Collab Resource Connect

Total Expenditures by Category FY 2024/25

TOTAL PO&E EXPENDITURES



Conclusion

As we move into FY 2025/26 our focus is on hosting impactful events and meaningful community outreach and engagement. This approach allows programs to stay responsive to the needs of the public, build community partnerships, maximize impact and grow stakeholder engagement.

Focus on...

1. Respond to Community Needs
2. Build stronger more intentional community connections
3. Maximize Impact

“Party With a Purpose”